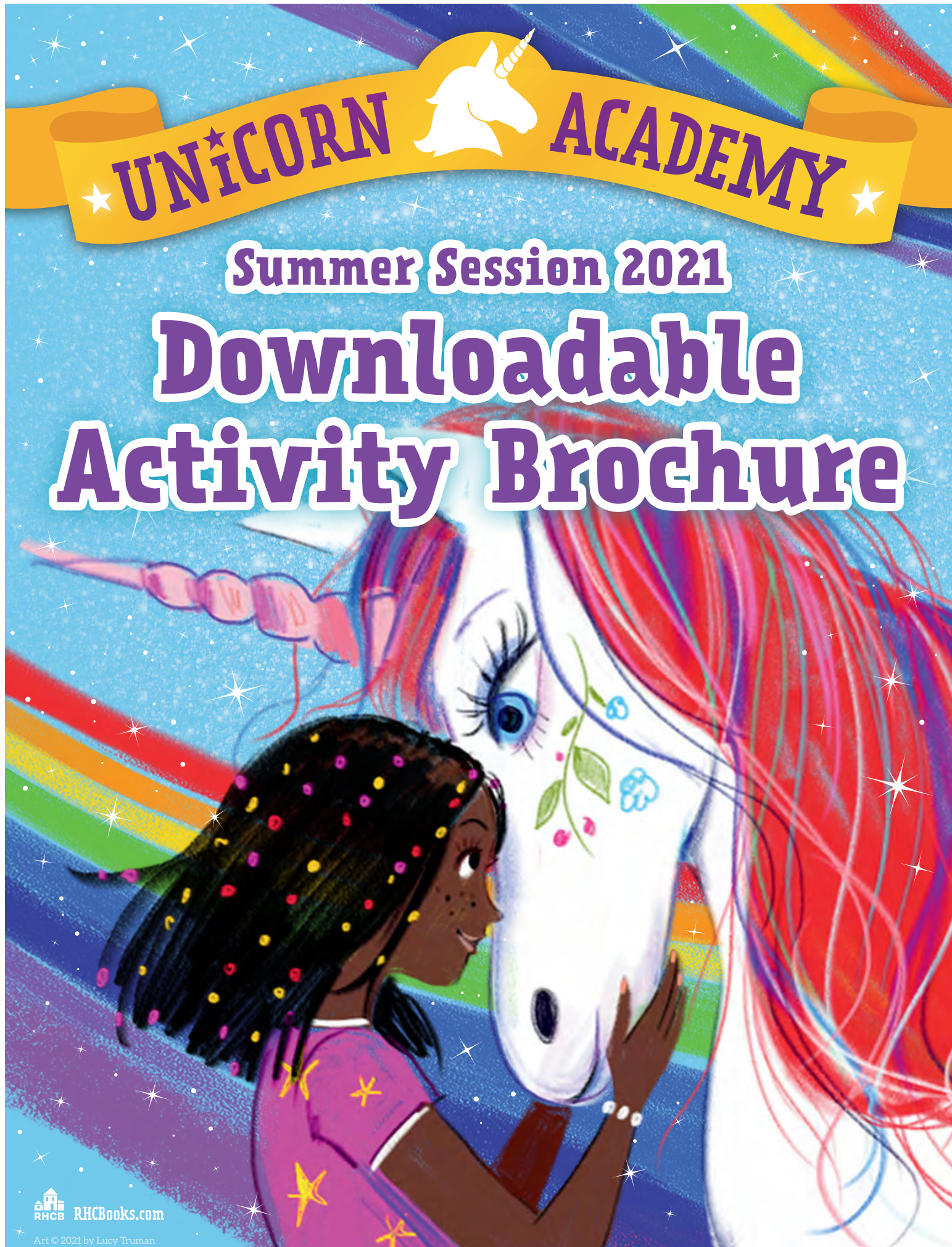


★ UNICORN ACADEMY ★



Summer Session 2021

Downloadable Activity Brochure



Are You Ready for Your First Day at Unicorn Academy?

Use this interactive checklist to check off these items! Then print out this page and draw a scene of your first day at Unicorn Academy with the checklist items included. What do you imagine your first day at Unicorn Academy will look like?



MY PACKING LIST

- ☐ Backpack
- ☐ Pencil
- ☐ Sky berries
(a unicorn's favorite snack!)
- ☐ Ribbons to
decorate your
unicorn's mane



RHCBooks.com

A NEW
YORK TIMES
BESTSELLER



ALSO
AVAILABLE AS
AUDIOBOOKS

Design a Unicorn

At Unicorn Academy, you're given a unicorn best friend of your very own!
What do you imagine your unicorn would look like? Would they have a rainbow mane or pink hooves? It's up to you to decide!

Instructions

Step 1:

Paint your hand, thumb, and fingers any color you like! Press your painted hand to a piece of construction paper and then turn the paper around so that your handprint is upside down. Let dry.

Step 2:

With a marker, draw hooves and a face on your unicorn. Don't forget to draw a unicorn horn! You can also draw a horn on a separate piece of paper, cut it out, and glue it to your unicorn.

Step 3:

You can use either colorful yarn or markers for this step. Take pieces of yarn and glue onto the unicorn to create the unicorn's mane and tail. If you do not have yarn, you can use markers to draw the mane and tail.


Step 4:

Give your unicorn friend a name! Some name ideas are Rainbow, Sunshine, Glitter, and Sparkle!




What You Need

- Construction paper
- Paint
- Crayons, colored pencils, or markers
- Optional: yarn, glue, and scissors

Ask a grown-up's permission before using scissors!



ALSO AVAILABLE AS AUDIOBOOKS



Which Magical Power Would YOUR Unicorn Have?

Some unicorns have speed magic while others have healing magic. What kind of magical power would your unicorn have? Take the quiz to find out!

As soon as I arrive at Unicorn Academy, I . . .

- A. Get to know everyone in my dorm
- B. Make sure my dorm is as clean and sparkly as possible
- C. Unpack pictures of my family so I can look at them when I'm missing home
- D. Explore the grounds—I want to see everything!
- E. Challenge everyone to a race around the lake

My friends would describe me as . . .

- A. Fun
- B. Animal obsessed
- C. Caring
- D. Daring
- E. Competitive

My favorite class at Unicorn Academy is . . .

- A. Geography and Culture of Unicorn Island
- B. Care of Unicorns
- C. Nature Studies
- D. I would rather be on an adventure!
- E. Cross-country

The best place to hang out at Unicorn Academy is . . .

- A. The grounds—where there's so much to explore
- B. The stables—where I can groom my unicorn
- C. The garden—so I can look after all the plants
- D. The woods—where we can go on lots of long rides
- E. The library—so I can learn as much about my unicorn as possible

My favorite thing to do with my unicorn is . . .

- A. Gallop as fast as we can around Unicorn Island
- B. Braid their mane with sparkly ribbons
- C. Explore Unicorn Island and learn how to protect the environment together
- D. Go on adventures!
- E. Leap as high as we can over jumps

If you answered . . .

Mostly As:

Your unicorn would have speed magic! They can gallop so fast it feels like flying.

Mostly Bs:

Your unicorn would have soothing magic! They can calm animals and people and help them become friends.

Mostly Cs:



Your unicorn would have healing magic! They can take away aches and pains.

Mostly Ds:

Your unicorn would have light magic! They can create light and rainbow bridges.

Mostly Es:


Your unicorn would have flying magic! They can soar high above the others.



ALSO
AVAILABLE AS
AUDIOBOOKS

Journey to Unicorn Academy

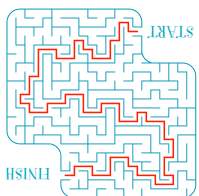
The semester has begun, and it's time to get to class!
Can you help Sophia and Rainbow get to school?



START

FINISH

Answer Key:



COMING
SOON!

ALSO
AVAILABLE AS
AUDIOBOOKS

Sparkle Lake Word Search

When Sparkle Lake turned a funny color, the students at Unicorn Academy used their detective skills to find out what went wrong. Can you use your skills to find the words hidden in this word search?

Hidden Words:

Unicorn

Magic

Sparkle Lake

Pearl

Snowflake

Rainbow

Adventure

Academy

Friend

Cloud


F	Y	I	C	I	H	M	P	E	M	K	Q	U	N	H	Y	O	P	G	E
D	G	E	I	B	G	Y	Q	T	P	J	A	Y	A	I	C	Z	P	D	T
X	U	E	O	R	W	X	J	Q	V	N	Q	E	Z	V	E	W	A	X	I
N	D	S	A	M	P	A	M	K	L	M	Q	D	B	V	J	K	P	X	S
F	U	F	T	D	H	R	F	M	A	M	M	B	S	P	R	T	E	X	P
T	W	U	U	C	V	T	C	K	H	F	K	P	N	E	H	C	A	F	A
E	W	N	F	S	G	E	D	T	I	M	X	H	W	S	R	U	R	V	R
Q	Y	I	V	V	Q	T	N	D	J	Q	H	P	R	I	P	H	L	D	K
K	W	C	Q	G	R	B	B	T	A	K	M	H	E	K	O	A	W	A	L
V	Q	O	I	H	P	V	M	I	U	D	I	Z	R	B	J	P	Q	Y	E
A	X	R	G	D	R	K	B	J	Y	R	S	Y	J	F	G	E	V	P	L
C	J	N	W	I	A	T	Y	J	O	C	E	F	R	I	E	N	D	G	A
A	N	M	F	P	I	G	F	N	B	K	M	V	X	D	Q	X	K	I	K
D	C	L	I	N	N	U	G	X	E	F	T	F	M	Q	U	O	P	H	E
E	C	V	T	N	B	S	J	P	L	X	S	N	O	W	F	L	A	K	E
M	E	L	U	X	O	E	D	J	P	Y	W	A	I	S	R	I	R	N	V
Y	C	Z	O	G	W	M	S	H	E	C	C	O	Y	N	Q	J	J	S	Z
G	G	M	S	U	I	D	C	A	E	F	E	F	W	H	D	T	A	T	P
Z	D	A	E	T	D	Z	Y	B	W	N	Z	M	A	G	I	C	V	O	S
U	W	L	R	O	T	C	H	J	V	G	I	Y	W	A	J	V	F	F	P

Answer Key:

4	5	6	7	8	9	10	11	12	13	14	15	16	17	18	19	20	21	22	23
1	2	3	4	5	6	7	8	9	10	11	12	13	14	15	16	17	18	19	20
2	3	4	5	6	7	8	9	10	11	12	13	14	15	16	17	18	19	20	21
3	4	5	6	7	8	9	10	11	12	13	14	15	16	17	18	19	20	21	22
4	5	6	7	8	9	10	11	12	13	14	15	16	17	18	19	20	21	22	23
5	6	7	8	9	10	11	12	13	14	15	16	17	18	19	20	21	22	23	24
6	7	8	9	10	11	12	13	14	15	16	17	18	19	20	21	22	23	24	25
7	8	9	10	11	12	13	14	15	16	17	18	19	20	21	22	23	24	25	26
8	9	10	11	12	13	14	15	16	17	18	19	20	21	22	23	24	25	26	27
9	10	11	12	13	14	15	16	17	18	19	20	21	22	23	24	25	26	27	28
10	11	12	13	14	15	16	17	18	19	20	21	22	23	24	25	26	27	28	29
11	12	13	14	15	16	17	18	19	20	21	22	23	24	25	26	27	28	29	30
12	13	14	15	16	17	18	19	20	21	22	23	24	25	26	27	28	29	30	31
13	14	15	16	17	18	19	20	21	22	23	24	25	26	27	28	29	30	31	32
14	15	16	17	18	19	20	21	22	23	24	25	26	27	28	29	30	31	32	33
15	16	17	18	19	20	21	22	23	24	25	26	27	28	29	30	31	32	33	34
16	17	18	19	20	21	22	23	24	25	26	27	28	29	30	31	32	33	34	35
17	18	19	20	21	22	23	24	25	26	27	28	29	30	31	32	33	34	35	36
18	19	20	21	22	23	24	25	26	27	28	29	30	31	32	33	34	35	36	37
19	20	21	22	23	24	25	26	27	28	29	30	31	32	33	34	35	36	37	38
20	21	22	23	24	25	26	27	28	29	30	31	32	33	34	35	36	37	38	39
21	22	23	24	25	26	27	28	29	30	31	32	33	34	35	36	37	38	39	40
22	23	24	25	26	27	28	29	30	31	32	33	34	35	36	37	38	39	40	41
23	24	25	26	27	28	29	30	31	32	33	34	35	36	37	38	39	40	41	42
24	25	26	27	28	29	30	31	32	33	34	35	36	37	38	39	40	41	42	43
25	26	27	28	29	30	31	32	33	34	35	36	37	38	39	40	41	42	43	44
26	27	28	29	30	31	32	33	34	35	36	37	38	39	40	41	42	43	44	45
27	28	29	30	31	32	33	34	35	36	37	38	39	40	41	42	43	44	45	46
28	29	30	31	32	33	34	35	36	37	38	39	40	41	42	43	44	45	46	47
29	30	31	32	33	34	35	36	37	38	39	40	41	42	43	44	45	46	47	48
30	31	32	33	34	35	36	37	38	39	40	41	42	43	44	45	46	47	48	49
31	32	33	34	35	36	37	38	39	40	41	42	43	44	45	46	47	48	49	50
32	33	34	35	36	37	38	39	40	41	42	43	44	45	46	47	48	49	50	51
33	34	35	36	37	38	39	40	41	42	43	44	45	46	47	48	49	50	51	52
34	35	36	37	38	39	40	41	42	43	44	45	46	47	48	49	50	51	52	53
35	36	37	38	39	40	41	42	43	44	45	46	47	48	49	50	51	52	53	54
36	37	38	39	40	41	42	43	44	45	46	47	48	49	50	51	52	53	54	55
37	38	39	40	41	42	43	44	45	46	47	48	49	50	51	52	53	54	55	56
38	39	40	41	42	43	44	45	46	47	48	49	50	51	52	53	54	55	56	57
39	40	41	42	43	44	45	46	47	48	49	50	51	52	53	54	55	56	57	58
40	41	42	43	44	45	46	47	48	49	50	51	52	53	54	55	56	57	58	59
41	42	43	44	45	46	47	48	49	50	51	52	53	54	55	56	57	58	59	60
42	43	44	45	46	47	48	49	50	51	52	53	54	55	56	57	58	59	60	61
43	44	45	46	47	48	49	50	51	52	53	54	55	56	57	58	59	60	61	62
44	45	46	47	48	49	50	51	52	53	54	55	56	57	58	59	60	61	62	63
45	46	47	48	49	50	51	52	53	54	55	56	57	58	59	60	61	62	63	64
46	47	48	49	50	51	52	53	54	55	56	57	58	59	60	61	62	63	64	65
47	48	49	50	51	52	53	54	55	56	57	58	59	60	61	62	63	64	65	66
48	49	50	51	52	53	54	55	56	57	58	59	60	61	62	63	64	65	66	67
49	50	51	52	53	54	55	56	57	58	59	60	61	62	63	64	65	66	67	68
50	51	52	53	54	55	56	57	58	59	60	61	62	63	64	65	66	67	68	69
51	52	53	54	55	56	57	58	59	60	61	62	63	64	65	66	67	68	69	70
52	53	54	55	56	57	58	59	60	61	62	63	64	65	66	67	68	69	70	71
53	54	55	56	57	58	59	60	61	62	63	64	65	66	67	68	69	70	71	72
54	55	56	57	58	59	60	61	62	63	64	65	66	67	68	69	70	71	72	73
55	56	57	58	59	60	61	62	63	64	65	66	67	68	69	70	71	72	73	74
56	57	58	59	60	61	62	63	64	65	66	67	68	69	70	71	72	73	74	75
57	58	59	60	61	62	63	64	65	66	67	68	69	70	71	72	73	74	75	76
58	59	60	61	62	63	64	65	66	67	68	69	70	71	72	73	74	75	76	77
59	60	61	62	63	64	65	66	67	68	69	70	71	72	73	74	75	76	77	78
60	61	62	63	64	65	66	67	68	69	70	71	72	73	74	75	76	77	78	79
61	62	63	64	65	66	67	68	69	70	71	72	73	74	75	76	77	78	79	80
62	63	64	65	66	67	68	69	70	71	72	73	74	75	76	77	78	79	80	81
63	64	65	66	67	68	69	70	71	72	73	74	75	76	77	78	79	80	81	82
64	65	66	67	68	69	70	71	72	73	74	75	76	77	78	79	80	81	82	83
65	66	67	68	69	70	71	72	73	74	75	76	77	78	79	80	81	82	83	84
66	67	68	69	70	71	72													

This image shows a blank sheet of white paper with horizontal ruling lines. The lines are evenly spaced and run across the width of the page. There are no margins, text, or other markings on the paper.

**ALSO
AVAILABLE AS
AUDIOBOOKS**



  RHCBooks.com

Dazzle in a Unicorn Horn Hat

On your first day of school, it is important to dress for unicorn success! Create a Unicorn Horn Hat and show up to Unicorn Academy looking your best!

Instructions

Step 1:

Decorate a piece of construction paper! Do you want your unicorn horn to be glittery and sparkly? Do you want it to be pink, blue, or rainbow? Use your imagination and creativity to decorate the horn!

Step 2:

Roll the paper until the top forms a point. Make sure that the opening at the bottom will fit on your head! Use glue or tape to secure the paper together.

Step 3:

With a grown-up's help, punch holes into both sides of the cone. Thread an elastic cord or string through the holes. Tie knots at the end of the string to secure it.

Step 4:

Want to decorate even more? Add stickers, colorful tape, glitter, yarn, jewels, and anything else to make your unicorn horn unique to you! Once you're done decorating, you're ready to prance your way to the top of the class!

What You Need

- Construction paper
- Crayons, colored pencils, or markers
- String or elastic cording
- Scissors
- Optional: extra decorations

Ask a grown-up's permission before using scissors!



Unicorn Rainbow Cupcakes

These cupcakes are pure magic! Treat yourself to a yummy snack after your Unicorn Academy lessons!

What You Need

- 2½ cups of all-purpose flour
- 2 teaspoons of baking powder
- ½ teaspoon of baking soda
- ½ teaspoon of salt
- ½ cup of milk
- ½ cup of vegetable oil
- 1 teaspoon of vanilla extract
- ½ cup of butter
- 1 cup of white sugar
- 3 eggs, room temperature
- Red, blue, green and yellow food coloring
- Vanilla frosting



When working in the kitchen with sharp objects and hot appliances, make sure you have adult supervision and help!

Instructions

Step 1:

Preheat your oven to 350 degrees. Take two 12-cup muffin pans and line them with paper baking cups.

Step 2:

In a large bowl, mix the flour, baking powder, baking soda, and salt together until blended.

Step 3:

In a separate bowl, whisk together the milk, vegetable oil, and vanilla extract until evenly blended.

Step 4:

In a standard mixer, beat the butter and sugar together until light and fluffy. Add the eggs one at a time, making sure that each egg is

fully blended into the mixture before adding the next. Pour in the flour mixture alternately with the milk mixture until everything is incorporated.

Step 5:

Divide the cake batter into four separate bowls. Add a few drops of food coloring into one bowl and stir until mixed. Add as much food coloring as you want to make it the exact shade you like! Repeat with the remaining colors and bowls of batter.

Step 6:

Using a different spoon for each bowl of batter, spoon small portions of each color into the cupcake liners until they are half to three-quarters full. Do not mix the batter once it is in the cupcake liner.

Step 7:

Bake for 15–20 minutes or until an inserted toothpick comes out clean. Let cool. Decorate with your vanilla frosting and enjoy!

ALSO
AVAILABLE AS
AUDIOBOOKS



Unicorn Myth or Fact Trivia

Do you love *Unicorn Academy #1: Sophia and Rainbow*?
Put your knowledge to the test and decide whether
these unicorn questions are myths or facts!

You can play by yourself or as a team with others! If you're playing with others, divide up into teams and have someone host the trivia event. The host can read the questions, and you can write down your answers. The host will let you know the correct answers! Each correct answer is worth one point. The person with the most points wins!

Question 1:

Myth or Fact: Sophia's shaggy gray pony's name is Clover.

Question 2:

Myth or Fact: Sophia's first lesson in Care of Unicorns is how to gallop really fast.

Question 3:

Myth or Fact: A unicorn's favorite snack is sky berries.

Question 4:

Myth or Fact: Rainbow was the first unicorn to discover her magical power.

Question 5:

Myth or Fact: The lake at Unicorn Academy is called Sun Lake.

Question 6:

Myth or Fact: Rainbow's magical power is the ability to create light.

Question 7:

Myth or Fact: Ms. Nettles is the head teacher at Unicorn Academy.

Question 8:


Myth or Fact: When the lake is tampered with, it turns neon orange.

Question 9:

Myth or Fact: Frogs live in the lake at Unicorn Academy.

Question 10:

Myth or Fact: Unicorn Academy is located on Unicorn Island.



Answers: 1. Fact, 2. Myth, Sophia's first lesson was how to braid a unicorn's mane and tail, 3. Fact, 4. Myth, Cherry was the first unicorn to discover her magical power, 5. Myth, the lake is called Sparkle Lake, 6. Fact, 7. Myth, Ms. Primrose is the head teacher, 8. Myth, the lake turns mustardy orange, 9. Fact, 10. Fact

ALSO
AVAILABLE AS
AUDIOBOOKS



Unicorn Academy Report Card

Congratulations on finishing your first day at Unicorn Academy! You have completed all the activities and have received your report card. Guess what? You passed with flying colors, and now you can decorate your report card!

Good job, and we can't wait to see you again at Unicorn Academy!

REPORT CARD

Grade

Subject

A +

Subject
Having fun with your unicorn

A +

Mane braiding

A +


Friendship building

A +

Magic lessons

A +

Exploring



ALSO
AVAILABLE AS
AUDIOBOOKS

**COMING SOON:
THE BRAND-NEW
SPIN-OFF SERIES
UNICORN ACADEMY
NATURE MAGIC!**



UNICORN ACADEMY

Reading Checklist

Can't get enough of Unicorn Academy? Dive deeper into Unicorn Island!
Check off the books in the list below as you finish reading!



BOOKS 1-4
AVAILABLE
AS A
BOXED SET!

ALSO
AVAILABLE AS
AUDIOBOOKS



COMING SOON:
THE BRAND-NEW
SPIN-OFF SERIES
UNICORN ACADEMY
NATURE MAGIC!



Visit RHCBooks.com to learn more!