

Discover the **WONDER** of reading together!



WE'RE ALL WONDERS

STORYTIME ACTIVITY & FAMILY READING EVENT GUIDE



In this guide, you'll find everything you need to host a *We're All Wonders* storytime event, including:

- Storytime suggestions
- A decoration and refreshment guide
- A drawing activity
- A line maze activity
- Ideas for inspiring families to discover *Wonder* together
- An Auggie coloring sheet

Host a

WE'RE ALL WONDERS

STORYTIME EVENT



BEFORE YOU BEGIN

To get everyone ready for storytime, sit in a circle and ask each person to introduce him- or herself with his or her favorite thing about them.

Then introduce the story by telling your group that the book is about a little boy who looks different from those around him. Then say, "Even though Auggie looks different from the rest of the people he sees around him, he realizes his differences are what make him special!"

AS YOU READ

Mention that everyone feels a little different sometimes, but that's what makes the world so interesting and beautiful. Just like Auggie, we're *all* wonders. Remind everyone how important it is to tell others that you love them. With just a simple act of kindness, one person can start a kindness chain!


END THE STORY

When you finish reading, ask your audience if anyone would like to share what makes them or one of their friends or family members a wonder. Maybe it's related to that favorite thing they mentioned before you started reading. Remind them that everyone is different, but that's what makes us so beautiful. Then pass out colored pencils and copies of the activity pages in this kit and ask everyone in your group to do the activities.

SET THE SCENE FOR YOUR STORYTIME EVENT

In *We're All Wonders*, Auggie and Daisy travel up, up, up through the clouds, above the oceans and the mountains. They float into outer space and fly across the solar system. Turn your event space into a solar system to show your guests how big the world can look from afar!

- Decorate large, colorful spherical paper lanterns to look like Earth and other planets. Hang them with fishing wire from the ceiling. Intersperse stars cut from cardstock to complete the look.
- Use black paper as tablecloths around your setting, and decorate by drawing planets and stars with white chalk.



SNACKS



We're All Wonders teaches us that everyone is a little bit different in his or her own way—but everyone gets hungry! Treat your guests to some out-of-this world snacks that even Plutonians would enjoy.

- Ever heard a rumor that the moon is made of cheese? Cut cheese into fun space shapes like the moon and the stars. Serve with crackers or crescent moon-shaped apple wedges.
- Create rocket ship fruit skewers. Cut the green tops off strawberries and skewer the fruit on for the point of your rocket ship. Layer thin slices of banana and kiwi for the body and then cut cantaloupe into triangle shapes and add them to the bottom of your skewer to prepare your rocket for blastoff!
- Bake planet Earth sugar cookies. Split premade sugar cookie dough in half and mix half with a few drops of green food coloring and half with a few drops of blue. For each cookie, roll a small piece of each color together into a ball and place on a cookie sheet to bake. Bake according to the directions on the mix for a delicious treat that represents our big, beautiful planet.

Remember—everyone has their own tastes, so be sure to serve a variety of healthy snacks that everyone can enjoy!



CRAFTS AND GAMES

MAKE YOUR OWN TELESCOPE

With a telescope, you can more easily see how big the universe around us is. For this craft, you'll need:

- Cardboard tubes (left over from paper towel or toilet paper rolls)
- Construction paper
- Rubber bands
- Markers

How to create your telescope:

1. Roll a piece of construction paper over your cardboard tube and attach with rubber bands.
2. Make your telescope one-of-a-kind by drawing upon or decorating it with your own unique design.
3. When you're finished, just pull the construction paper tube to make your telescope even longer.

To amp up the fun, encourage your guests to try creating an extra-long telescope with a wrapping paper roll or by connecting several smaller cardboard rolls.

GO ON A HUNT FOR MOON ROCKS!

Paint large stones or plastic Easter eggs silver and hide them around your event space. Encourage your guests to explore the moon and search for the hidden treasure. If you're using plastic eggs, consider filling with candy or other favors for your guests to win when they've found each moon rock.

FIND OUT WHAT MAKES YOUR GROUP WONDERFUL!

Encourage all of your guests to sit in a circle. Start the game by gently tossing a beanbag or soft ball to someone in the circle and asking a question at the same time—"What's your favorite color?" or "What's your favorite holiday?" The person who catches the beanbag/ball must answer the question and then throw it on and ask the next person a new question. Encourage everyone to share something unique about themselves to demonstrate how many WONDERful qualities we all have that make us special!






What Makes You WONDERful?

We're All Wonders reminds us that everyone is a wonder in his or her own way.

In the box below, draw some of the things that make you special! Maybe you have a special talent for drawing, or you're a great singer, or you help your parents at home.

What makes **YOU** a **WONDER**?




Art © 2017 by R. J. Palacio



Alfred A. Knopf

Help Auggie Find Daisy

Follow the line. Which one will lead Auggie to his best friend, Daisy?



Discover the WONDER of Reading Together

Sharing a favorite book is a great way to bring families and friends together! And with so many different books in the world of *Wonder* you may find yourself with a group of children of all ages. If you have a nice mix of older and younger readers, consider putting them into groups to discuss one or two of the following:

- Illustration tells much of the story in picture books. Have the groups look over the illustrations in *We're All Wonders*. How is the boy different? Which illustration reveals how lonely and sad he feels?
- Suggest to older readers that they do a two-minute book talk about *Wonder* after reading *We're All Wonders* with their younger friends and siblings. Then have them come up with ways to help someone like Auggie feel as though he belongs. When everyone is done, have them present their ideas.

If your group is full of readers of different ages, here are some suggestions for reading with children of all ages together.

Thoughts and Questions for Younger Readers:

- **What makes Auggie different? Why does it hurt Auggie's feelings when people talk about him behind his back?** Not all children are exposed to people with physical differences, but all children have experienced feeling different in some way. Let people share why they may feel not ordinary and suggest that Auggie may feel this way all the time because we can see his differences. It's natural to be curious, and opening a discussion this way can easily transition into a conversation about inclusiveness and the importance of kindness.
- **What kinds of things does Auggie do that you do, too?** Auggie may be different in some ways, but he is "ordinary" when it comes to the activities he loves to do. In many ways, Auggie is just like you and me!
- **What makes you a wonder?** What is not ordinary about you, and how can we celebrate that? We're all unique in our own ways and we should love ourselves for it.
- **What should you do if you hear someone say something mean to someone else?** It's always good to end the conversation with a reminder to be kind and thoughtful. Sometimes being a wonder means standing up against bullying when you see it.



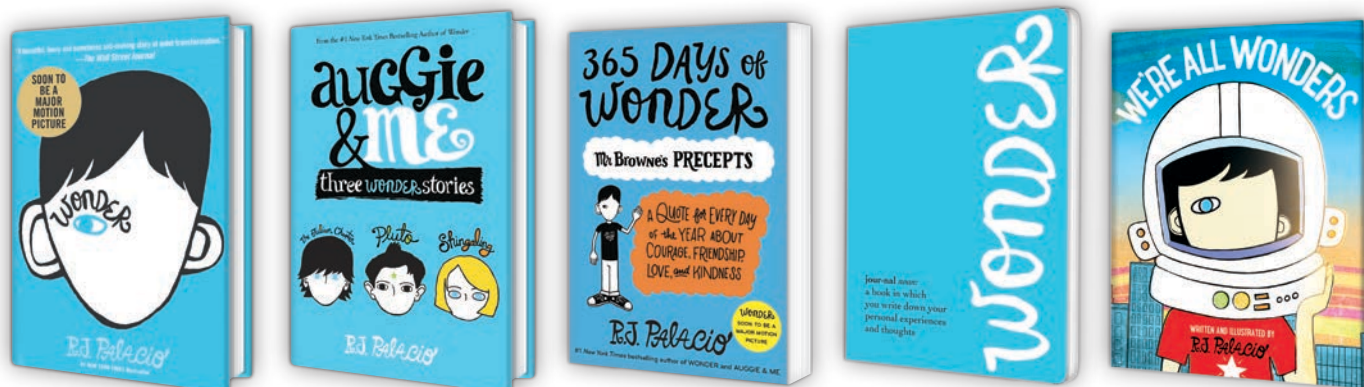


Discussion Topics for Older Readers:

- Define **ordinary**. In what way is Auggie an ordinary kid? How is he extraordinary? Auggie may have visible physical differences from "ordinary" kids, but what does "ordinary" really mean? Is anyone truly ordinary? What makes all of us extraordinary?
- Take a look at the pictures of Auggie's classmates. Describe each student. How are they all different? What might they have in common? *We're All Wonders* is a celebration of individuality and acceptance. We're all unique, but we're all connected by our love for each other.
- Follow the bird throughout the story. Explain why the bird is in flight at the end of the book when Auggie says, "We're all wonders." What do you think the bird represents in this story?
- Explain what Auggie means by, "People just need to change the way they see." Older readers know that we can't literally change the way we see, but we can change the way we judge what we see.



SPEND MORE TIME IN THE WORLD OF
Wonder



Is your store or library **Certified Kind** .

Request a Certified Kind merchandising kit now at CertifiedKind@prh.com
or visit ChooseKind.Tumblr.com for more information!

“I know I can't change the way I look.
BUT maybe, just maybe,
people can change the way they see.”

Color in the picture below.

