


# Help Uma Organize Her Supplies

Help Uma sort her charting supplies so she knows how many of each tool she has.  
 Cut out the pictures below and glue them in their matching columns.  
 This will help you compare the items Uma has. Check it out—you just made a bar chart!




<b>4</b>				
<b>3</b>				
<b>2</b>				
<b>1</b>				





Which column has the most? \_\_\_\_\_

Which column has the least? \_\_\_\_\_



# Chart Your House

What makes your house *house-y*? Follow Uma's lead and make a chart to answer the question!  
Draw or write what makes where you live a home in the outline below.



Learn more at [RHCBooks.com](https://RHCBooks.com) | **a.s.b**  
anne schwartz books

# I Like, You Like, We Like!

Find a friend and talk about things you like. Write down or draw things you like in the left hand circle, things your friend likes in the right hand circle, and things you both like in the middle. You can use the words below as a starting point or use your imaginations. This chart is called a Venn diagram!

**Word Bank:** Ice Cream Cats Dogs Books Movies Playing Outside

