

**EXPLORE LEGENDS AND HEROES with
Jack and Annie off the
page this week!**



MAGIC TREE HOUSE
**HOME
ADVENTURES!**

**Read & Explore:
LEGENDS and HEROES!**

**Create your next BIG adventure right
at home with this activity packet!**

**ARTS & CRAFT IDEAS
ACTIVITIES • RECIPES • GAMES**



Go on an Adventure with Jack and Annie This Week!


WAKE UP & THINK! Begin each day with a thought activity: What do you want to learn this week about legends and heroes? Who did knights work for? What would it be like to live in ancient Egypt? What are some famous legends from ancient China?

READ & LEARN! Read, learn, and explore with the Magic Tree House Fact Trackers. Download questions and lessons to facilitate the exploration.







READ & EXPLORE! Adventure at home with the Magic Tree House fiction stories. Play games and download activities to celebrate the fun.

HAVE SOME FUN! Sign up for the Magic Tree House newsletter to receive updates from the tree house and fun activities, such as the **Magic Tree House Home Adventures Passport** so you can track your adventures at home! Throughout the week, bring legends and heroes to your home with thematic craft projects or stir up some adventure in the kitchen with recipes from the past. As you complete each task, color in the stamps in your passport to show off all that you've accomplished!

DISCOVER MORE! Find everything you need on the Magic Tree House website. Books, educational resources, crafts, and activities are there for you to explore in any order!



Learn more about legends and heroes with these adventures!



MAGIC TREE HOUSE™




Scan here for more
Home Adventures!








Watch Magic Tree House author Mary Pope Osborne read from *The Knight at Dawn*.



Discover new heroes with Jack and Annie!



MAGIC TREE HOUSE



Scan here for more Home Adventures!





CRAFT ACTIVITY

Knight Coat of Arms

Knights were brave heroes who helped protect their kingdom during the Middle Ages. They often had a coat of arms, which was a special symbol that represented their family. To start your journey with Jack and Annie this week, you can create your own coat of arms!



Ask a grown-up's permission before using scissors!

WHAT YOU'LL NEED

- Cardboard
- Scissors
- Crayons, colored pencils, or markers



Learn more about brave heroes with Jack and Annie!



Craft activity for *The Knight at Dawn* and *Knights and Castles* by Mary Pope Osborne and Will Osborne


STEP 1:

On a piece of cardboard, draw the outline of a shield. With a grown-up's help, cut out the shield.

STEP 2:

Decorate the shield to represent you and your family! Symbols could include animals and mythical creatures such as lions and unicorns, flowers, and bright colors. What symbols and colors do you think would best represent your family?

Now you have a coat of arms to represent you!



MAGIC TREE HOUSE®



Scan here for more Home Adventures!





CRAFT ACTIVITY

Family Tree

A dynasty is a succession of rulers from the same family. Some famous Chinese dynasties include the Qin dynasty, the Sui dynasty, the Tang dynasty, the Song dynasty, and the Qing dynasty. How much do you know about your family? Create a family tree!



Ask a grown-up's permission before using scissors!

WHAT YOU'LL NEED


- Construction paper
- Scissors
- Glue
- Crayons, colored pencils, or markers



Learn more about ancient legends with Jack and Annie!



Craft activity for *Day of the Dragon King* and *China: Land of the Emperor's Great Wall* by Mary Pope Osborne and Natalie Pope Boyce.



STEP 1:

Take a piece of construction paper and draw a tree trunk and branches on it. If you used white construction paper, you can color it in.

paper, you can color it in. With a grown-up's help, cut it out. Repeat this step until you have a leaf for each member of your family. Don't forget a leaf for yourself!

STEP 2:

On separate pieces of paper, trace the outline of your hand. This will be a leaf on your family tree. Write the name of a family member onto the leaf. If you used white construction

STEP 3:

Glue your leaves onto your tree. Let dry.

Now you have a tree to represent your family!

MAGIC TREE HOUSE



Scan here for more Home Adventures!



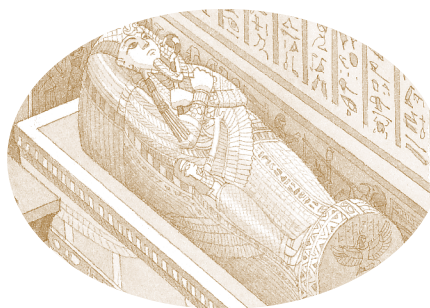


MAGIC TREE HOUSE
HOME ADVENTURES!
Read & Explore:
LEGENDS and HEROES!



Ask a grown-up's
permission before using
scissors!

WHAT YOU'LL NEED

- Cardboard
- Ruler
- Pencil
- Scissors
- Tape
- Crayons, colored pencils, or markers
- Paintbrush



Learn more about mummies and
pyramids with Jack and Annie!




Craft activity for *Mummies in the Morning* and *Mummies and Pyramids*
by Mary Pope Osborne and
Will Osborne.

CRAFT ACTIVITY

Build a Pyramid

Ancient Egyptians built pyramids as burial places and
monuments to the pharaohs and their families.

In *Mummies in the Morning*, Jack and Annie learn all
about pyramids and mummies. Now it's your turn to
build a pyramid of your own!



STEP 1:

Make sure your piece of cardboard is flat. With a grown-up's help, cut out a large square. This will be the base of your pyramid.

STEP 2:

Using either the remaining cardboard or new pieces of cardboard, use your pencil and a ruler to draw four triangles. The sides of the triangles should be the same length as the sides of the square base.

STEP 3:

With a marker, crayon, or colored pencil, draw the pyramid "bricks" onto the triangles. Draw horizontal and vertical lines along your pyramid to make it look like it was built with bricks.

STEP 4:

Lean the triangles against one another so the top points meet to create a pyramid. Use tape along the edges to join the pieces together.

Now you have a pyramid to
go with your collection of
legendary crafts!

MAGIC TREE HOUSE®



Scan here for more
Home Adventures!





CRAFT ACTIVITY

Paper Crown

Become royalty with a paper crown!



Ask a grown-up's permission before using scissors!

WHAT YOU'LL NEED

- Construction paper
- Colored pencils, crayons, or markers
- Scissors



Learn more about brave heroes with Jack and Annie!



Craft activity for *The Knight at Dawn* and *Knights and Castles* by Mary Pope Osborne and Will Osborne.



STEP 1:

On a piece of construction paper, draw a crown. You can also take a white piece of paper and color it in. The crown should be a long rectangle shape with triangles on the top.

STEP 2:

With a grown-up's help, cut out the crown. Measure the paper. You may need two or more pieces of construction paper to fit around your head.

STEP 3:

Before you build your crown, you will want to decorate it! Use your creativity to design it! Use stickers, color it in, or draw shapes. Once you have decorated the crown, staple the ends of the pieces of paper so that all pieces are connected. Place on your head, and go on royal adventures!

MAGIC TREE HOUSE™



Scan here for more Home Adventures!





CRAFT ACTIVITY

Egyptian Papyrus Paper

In *Mummies in the Morning*, Jack and Annie travel back to ancient Egypt. Ancient Egyptians made paper from papyrus to write and communicate with one another. Now you can create paper, too!



Ask a grown-up to help with this craft!

WHAT YOU'LL NEED:

- Brown paper bag
- ¼ cup of glue
- ¼ cup of water
- Wax paper
- Bowl
- Stir stick



Learn more about ancient legends with Jack and Annie!



Craft activity for *Mummies in the Morning* and *Mummies and Pyramids* by Mary Pope Osborne and Will Osborne.



STEP 1:

Take the brown paper bag and rip it into one-inch-wide strips of equal length. Lay out a sheet of wax paper to be used later.

STEP 2:

In a bowl, mix the water and glue together. Stir with your stick until fully blended.

STEP 3:

Dip the paper bag strips into the glue mixture, making sure each strip is completely

coated. You can use the stir stick to remove any excess glue.

STEP 4:

Lay half of the strips side by side on the wax paper, letting them overlap a little. Place the remaining half of strips horizontally over the top of the bottom layer. Let dry overnight.

Now you have a version of papyrus paper like the ancient Egyptians made!

MAGIC TREE HOUSE



Scan here for more Home Adventures!





MAGIC TREE HOUSE

**HOME
ADVENTURES!**

**Read & Explore:
LEGENDS and HEROES!**

WRITING ACTIVITY

Write Your Own Legend

A legend is a traditional story that is believed to be somewhat historical but is not verifiable. Some popular legends that you might have heard of are King Arthur and the Knights of the Round Table from the Middle Ages, the stories of Egyptian gods and goddesses like Osiris, or the tales of dragons from ancient Chinese writings. Now it's your turn to write a legend!

Choose a time and place in history that you want to write about. What kind of adventure do you think could be had there? You can write your story below, on a separate piece of paper, or on the papyrus paper you created!





DRAWING ACTIVITY

Draw Your Legend

After you've written your story, bring it to life! Use the space below, a separate piece of paper, or the papyrus paper you created to draw your scene.





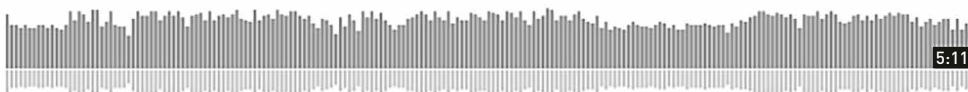
LISTENING ACTIVITY

Write Your Own Magic Tree House Scene!

Put your writing skills to work! Listen to *Day of the Dragon King* narrated by Mary Pope Osborne and write what comes next in your version of the story in the space below or on a separate piece of paper.



Day of the Dragon King



5:11

Listen to *Day of the Dragon King*.

This Magic Tree House Scene Was Written By:



MAGIC TREE HOUSE™



Scan here for more Home Adventures!





OUTDOOR FUN



Medieval Hide-and-Seek

Did you know that hide-and-seek was played during the Middle Ages? Travel back like Jack and Annie did in *The Knight at Dawn* with this game!



INSTRUCTIONS: Designate your playing area. Choose one player to be the seeker while the rest will hide. The seeker will close their eyes and count slowly to fifty to give the rest of the players time to hide. When they have finished counting, the seeker will open their eyes and say, "Ready or not, here I come!" and try to find the rest of the players. The first player who is found will be the seeker in the next round, and the last person found is the winner. Those that have been found will wait until the last player has been found.

Discover more about legendary knights with Jack and Annie!



Game for *The Knight at Dawn* and *Knights and Castles* by Mary Pope Osborne and Will Osborne.

MAGIC TREE HOUSE™



Scan here for more Home Adventures!





CHOPSTICKS LESSON


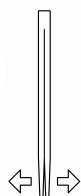
How to Hold Chopsticks

Chopsticks are a pair of sticks of equal length that are used as eating utensils in China and elsewhere. You can learn more about Chinese culture by practicing using chopsticks.

Ask for a grown-up's help with this exercise!

WHAT YOU'LL NEED:

- One pair of chopsticks



STEP 1:

Place both chopsticks in your hand like how you would hold a pencil. Wedge the bottom chopstick tight between your thumb and index finger so it won't move.

STEP 2:



Slip your middle finger between the two sticks. The ends of the sticks should line up. Your middle and ring fingers should be supporting the bottom stick.

STEP 3:

Use your thumb and index finger to move the top chopstick up and down. Proceed to the recipe to practice using your chopsticks!



Learn more about new cultures with Jack and Annie!



Activity for *Day of the Dragon King* and *China: Land of the Emperor's Great Wall* by Mary Pope Osborne and Natalie Pope Boyce.

MAGIC TREE HOUSE



Scan here for more Home Adventures!





COOKING ACTIVITY

The Perfect Rice

A recipe from Jack and Annie's magic tree house to your house! Some historians believe that rice was first planted in China around 3,000 years ago. Take part in this history by making your own rice!



When working in the kitchen with sharp objects and hot appliances, make sure you have adult supervision and help!

WHAT YOU'LL NEED:

- 1 cup long grain white rice
- 2 cups water
- ½ teaspoon salt
- 1 tablespoon butter (optional)



Find new legends with Jack and Annie!



Recipe for *Day of the Dragon King* and *China: Land of the Emperor's Great Wall* by Mary Pope Osborne and Natalie Pope Boyce.



STEP 1:

In a medium saucepan, bring the water to a boil. Add the salt. If you want to use butter, add it now and let it melt.

STEP 2:

When the water is boiling, stir in the rice. Let the water return to a light simmer. Stir the rice again, and then cover the pot with a tight-fitting lid. Turn the heat down to low.

STEP 3:

Let the rice simmer and keep the lid on for about 17 minutes. Check to see if the rice is tender and all

liquid is absorbed. It may take up to 25 minutes for the rice to fully cook.

STEP 4:

When the rice is done, turn off the heat and let it sit fully covered for another 2 minutes to absorb any remaining water. Then take off the lid and fluff the rice with a fork. Let sit for an additional 2 minutes and then serve!

Now you can practice using your chopsticks to eat this delicious recipe!

MAGIC TREE HOUSE



Scan here for more Home Adventures!





COOKING ACTIVITY

Egyptian Flatbread

A recipe from Jack and Annie's magic tree house to your house! Bread was a staple in ancient Egypt. Now you can make your own version of this legendary food!



When working in the kitchen with sharp objects and hot appliances, make sure you have adult supervision and help!

WHAT YOU'LL NEED:

- 2 cups of all-purpose flour
- 1 teaspoon of salt
- $\frac{3}{4}$ cup of milk or milk substitute
- 1 tablespoon of olive oil
- 1 large bowl
- 1 baking sheet with parchment paper



Discover more about ancient Egypt with Jack and Annie!



Recipe for *Mummies in the Morning* and *Mummies and Pyramids* by Mary Pope Osborne and Will Osborne.



STEP 1:

Have a grown-up help you preheat your oven to 375 degrees. Line a baking sheet with parchment paper.

STEP 2:

In a large bowl, whisk the flour and salt together. Once whisked, form a well in the center of the mixture. Add the milk or milk substitute and oil. Mix together until a smooth dough forms.

STEP 3:

Put the dough on a lightly floured work surface. Knead until smooth and pliable, about 10 to 15 minutes. Set

dough aside to rest for 15 minutes.

STEP 4:

Divide the dough into four equal pieces. Roll out each piece with a rolling pin until it's about $\frac{1}{4}$ -inch thick. Place onto the prepared baking sheet.

STEP 5:

Place in preheated oven and bake until lightly browned, about 8 to 10 minutes. Once done, take out of the oven and let cool.

Enjoy your tasty snack from ancient Egypt!

MAGIC TREE HOUSE



Scan here for more Home Adventures!








Put Your Memory to the Test with Jack and Annie!

Ask a grown-up's permission before using scissors!

INSTRUCTIONS: Print and cut out the cards below or write the words on your own pieces of paper. Shuffle the cards and flip them so they are all facedown. Flip any two cards over. If they match, you can remove them from the group. If they do not match, flip them back over and try again. If you want to play with a partner, take turns picking. If you pick a match, go again. Whoever has the most pairs at the end wins. Keep turning cards over until you have matched them all!



KNIGHTS	KNIGHTS	DRAGON	DRAGON
MUMMIES	MUMMIES	PHARAOH	PHARAOH
DYNASTY	DYNASTY	KINGDOM	KINGDOM
PYRAMID	PYRAMID	SPHINX	SPHINX
CASTLE	CASTLE	MOAT	MOAT



Find inspiration for your next memory game with these books!



Scan here for more
MAGIC TREE HOUSE Home Adventures!



MAGIC TREE HOUSE

HOME ADVENTURES!

Read & Explore:
LEGENDS and HEROES!

MAGIC TREE HOUSE SERIES

Create Your Own Adventure
with Jack and Annie!

MAGIC TREE HOUSE™

- #1 *Dinosaurs Before Dark*
- #2 *The Knight at Dawn*
- #3 *Mummies in the Morning*
- #4 *Pirates Past Noon*
- #5 *Night of the Ninjas*
- #6 *Afternoon on the Amazon*
- #7 *Sunset of the Sabertooth*
- #8 *Midnight on the Moon*
- #9 *Dolphins at Daybreak*
- #10 *Ghost Town at Sundown*
- #11 *Lions at Lunchtime*
- #12 *Polar Bears Past Bedtime*
- #13 *Vacation Under the Volcano*
- #14 *Day of the Dragon King*
- #15 *Viking Ships at Sunrise*
- #16 *Hour of the Olympics*
- #17 *Tonight on the Titanic*
- #18 *Buffalo Before Breakfast*
- #19 *Tigers at Twilight*
- #20 *Dingoes at Dinnertime*
- #21 *Civil War on Sunday*
- #22 *Revolutionary War on Wednesday*
- #23 *Twister on Tuesday*
- #24 *Earthquake in the Early Morning*
- #25 *Stage Fright on a Summer Night*
- #26 *Good Morning, Gorillas*
- #27 *Thanksgiving on Thursday*
- #28 *High Tide in Hawaii*
- #29 *A Big Day for Baseball*
- #30 *Hurricane Heroes in Texas*
- #31 *Warriors in Winter*
- #32 *To the Future, Ben Franklin!*
- #33 *Narwhal on a Sunny Night*
- #34 *Late Lunch with Llamas*
- #35 *Camp Time in California*
- #36 *Sunlight on the Snow Leopard* New!**

FACT TRACKER

Dinosaurs
Knights and Castles
Mummies and Pyramids
Pirates
Ninjas and Samurai
Rain Forests
Sabertooths and the Ice Age
Space
Dolphins and Sharks
Polar Bears and the Arctic
Ancient Rome and Pompeii
China: Land of the Emperor's Great Wall
Vikings
Ancient Greece and the Olympics
Titanic
American Revolution
Twisters and Other Terrible Storms
Pilgrims
Tsunamis and Other Natural Disasters
Baseball
Texas
Warriors
Benjamin Franklin
Narwhals and Other Whales
Llamas and the Andes
***Snow Leopards and Other Wild Cats* New!**



Scan here for
more Home
Adventures!



MAGIC TREE HOUSE™





MERLIN MISSIONS

- #1 Christmas in Camelot
- #2 Haunted Castle on Hallow's Eve
- #3 Summer of the Sea Serpent
- #4 Winter of the Ice Wizard
- #5 Carnival at Candlelight
- #6 Season of the Sandstorms
- #7 Night of the New Magicians
- #8 Blizzard of the Blue Moon
- #9 Dragon of the Red Dawn
- #10 Monday with a Mad Genius
- #11 Dark Day in the Deep Sea
- #12 Eve of the Emperor Penguin
- #13 Moonlight on the Magic Flute
- #14 A Good Night for Ghosts
- #15 Leprechaun in Late Winter
- #16 A Ghost Tale for Christmas Time
- #17 A Crazy Day with Cobras
- #18 Dogs in the Dead of Night
- #19 Abe Lincoln at Last!
- #20 A Perfect Time for Pandas
- #21 Stallion by Starlight
- #22 Hurry Up, Houdini!
- #23 High Time for Heroes
- #24 Soccer on Sunday
- #25 Shadow of the Shark
- #26 Balto of the Blue Dawn
- #27 Night of the Ninth Dragon







FACT TRACKER

Leonardo da Vinci
 Sea Monsters
 Penguins and Antarctica
 Ghosts
 Leprechauns and Irish Folklore
 Rags and Riches: Kids in the Time of Charles Dickens
 Snakes and Other Reptiles
 Dog Heroes
 Abraham Lincoln
 Pandas and Other Endangered Species
 Horse Heroes
 Heroes for All Times
 Soccer
 Sharks and Other Predators
 Dogsledding and Extreme Sports
 Dragons and Mythical Creatures



Dinosaurs Before Dark Graphic Novel
 The Knight at Dawn Graphic Novel
 Mummies in the Morning Graphic Novel **On Sale 6/28**
 Pirates Past Noon Graphic Novel **On Sale 9/27**

Continue learning about legends and heroes with Jack and Annie in any order you choose!



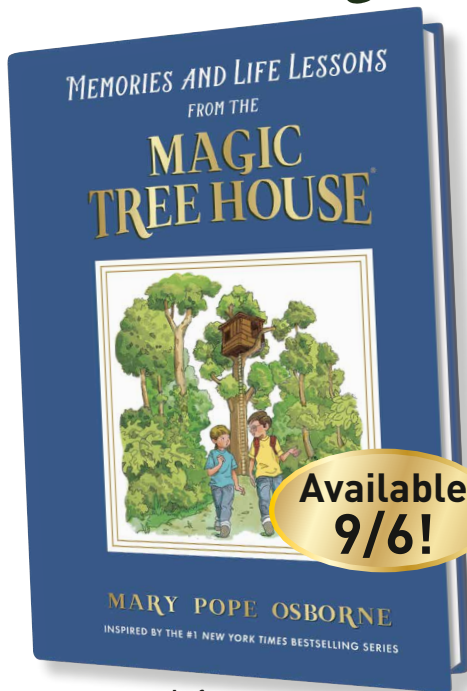
MAGIC TREE HOUSE



Scan here for more
Home Adventures!



MAGIC TREE HOUSE®



Memories and Life Lessons
from the Magic Tree House
978-0-593-48454-8

RELIVE THE
MAGIC WITH JACK,
ANNIE, AND
MARY POPE OSBORNE!




Celebrate 30 years of adventure
with Mary Pope Osborne as she
shares the wisdom she's
gained from whisking Jack
and Annie away in the
Magic Tree House!



MAGIC TREE HOUSE®

Start Your Magic Tree House
Library Today!



Magic Tree House
Boxed Set 1-4
978-0-375-81365-8

FREE
exclusive poster
included!



Magic Tree House
Boxed Set 1-28:
978-0-375-84991-6

Scan here to learn more!







**Available
6/28!**

Join Jack and
Annie on a
MAGICAL journey!

Travel to ancient
Egypt in the **NEWEST**
Magic Tree House
graphic novel.

**Mummies in the Morning
Graphic Novel:**
978-0-593-17476-0



**Available
9/27!**

**Magic Tree House
Graphic Novel Boxed Set:**
978-0-593-64496-6

**MAGIC
TREE HOUSE**
THE GRAPHIC NOVEL

Look for the
Magic Tree House
Graphic Novels Boxed
Set this fall!



Scan here to learn more!

