

# All About YOU!

What's your story? What's your mission? What will you become or do? Now's your time! The whole world's waiting! All our hearts are set on you!

**Fill out the below!**

My name is \_\_\_\_\_.

I am \_\_\_\_\_ years old.


My favorite color is \_\_\_\_\_.

My best friend is \_\_\_\_\_.

When I grow up I want to be a \_\_\_\_\_.



Glue a photo  
of yourself  
here!



Get your copy by scanning the QR code!

# Dream Big

Can you match the pictures with each kid's dream job?  
Draw a line from the word to the right picture!

DANCER

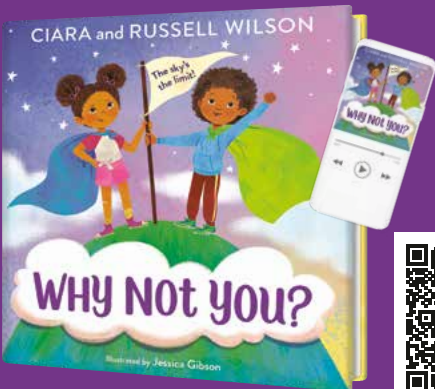
ARTIST

BASEBALL PLAYER

MAGICIAN

JUGGLER

Get your copy by scanning the QR code!




# FIND YOUR GREATNESS

Below are some words that could help you remember just how awesome you are. See if you can find them all!



Amazing Growing Smart Loved Brave Creative Determined Enough

S	M	A	R	T	C	C	Z	L	W
O	O	W	I	M	U	R	V	O	B
B	R	B	R	A	V	E	N	V	P
E	N	O	U	G	H	A	X	E	E
S	P	C	K	K	G	T	A	D	S
D	E	T	E	R	M	I	N	E	D
F	X	H	Z	A	C	V	U	U	X
I	Z	G	T	F	E	E	I	R	E
X	N	I	G	R	O	W	I	N	G
A	M	A	Z	I	N	G	P	N	L

ANSWER KEY:



# COLOR HER CURLS!



# Rainbow rush!



Help this unicorn cross the rainbow by naming all the colors!

1. \_\_\_\_\_
2. \_\_\_\_\_
3. \_\_\_\_\_
4. \_\_\_\_\_
5. \_\_\_\_\_
6. \_\_\_\_\_



1

2

3

4

5

6

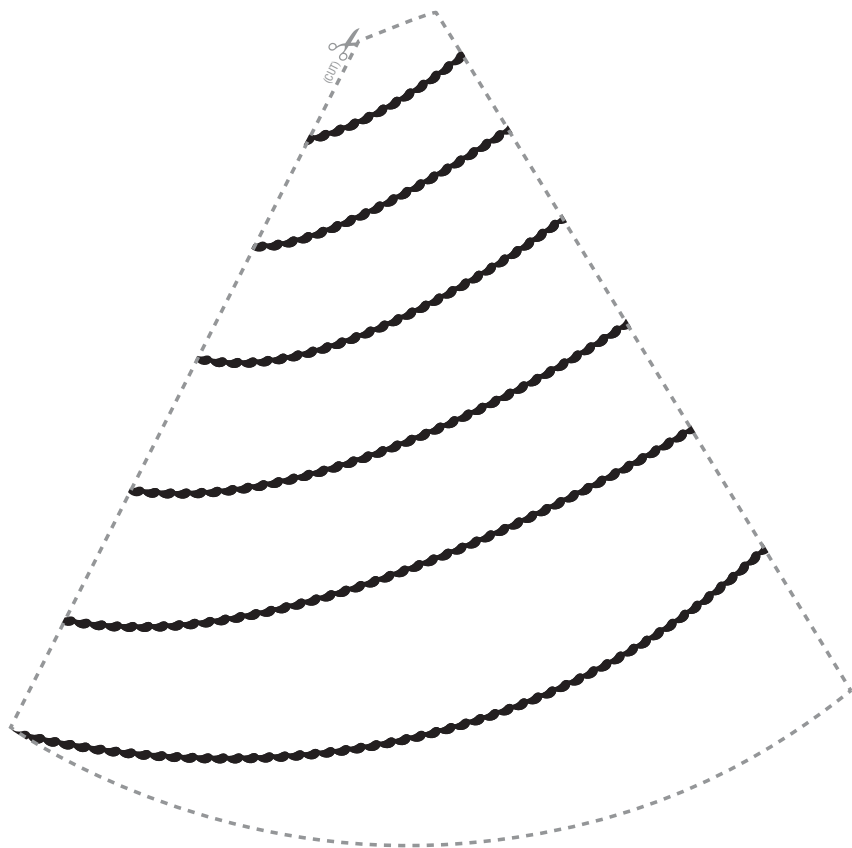
Art © 2017 by Brigette Barrager



# Make a Unicorn “Unique Horn”

Decorate the horn template below and cut it out. If you have glitter or sequins, glue some on for extra magic sparkle! Roll the paper into a cone shape, and tape the cone shut to create your horn. Punch two small holes in opposite sides of the cone, and tie a piece of elastic through both holes to fit the unicorn horn to your head.

Wear just as you would a birthday party hat.



Also in  
Board!



# Pizza and Taco

# SNACK TIME

With the help of an adult, bring Pizza and Taco into your home by whipping up this treat!

## PIZZA NACHOS

### What You'll Need:


- 1/2 cup of shredded cheese (Mexican, cheddar Jack, etc.)
- 2 cups of tortilla chips
- OPTIONAL 1/2 cup of pepperoni cut into small pieces
- OPTIONAL 1/2 cup black olives, sliced
- OPTIONAL 1/2 onion, diced

1. Preheat your oven to 400°F.
2. Add your chips to an oven-proof dish.
3. If you're adding any of the optional toppings, do it now.
4. Top with shredded cheese.
5. Place in the preheated oven and cook until the cheese is bubbly.
6. Enjoy!

ASK A GROWN-UP TO HELP WITH SHARP KNIVES AND HOT APPLIANCES!

START THE SERIES TODAY!





Learn more about Pizza and Taco by scanning the QR code!





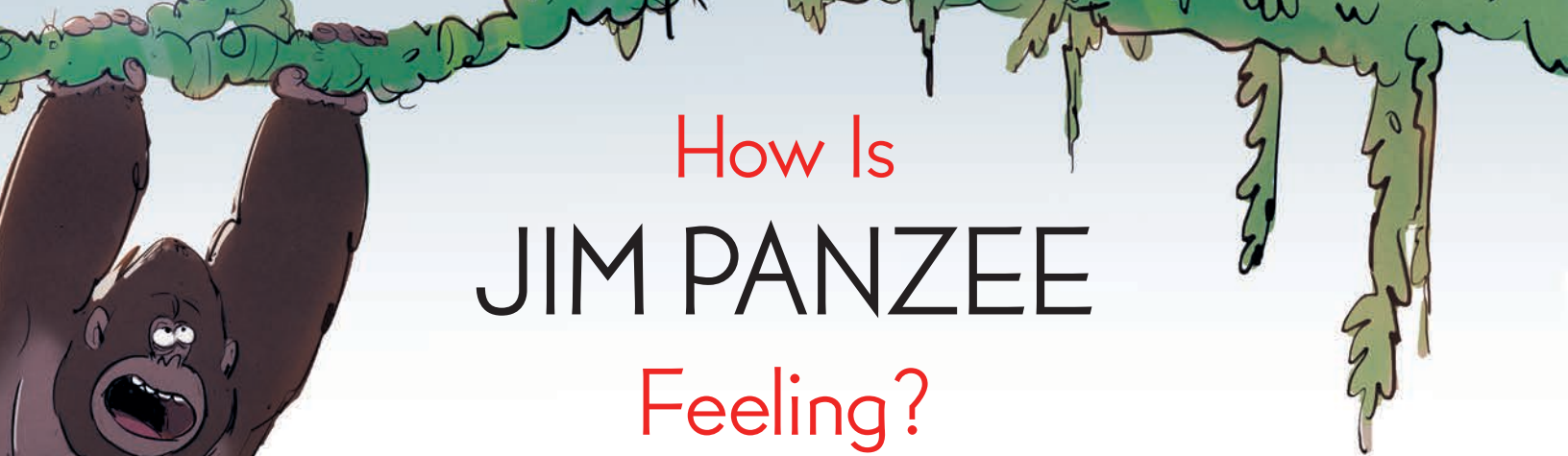
# WRITE YOUR OWN TASTY TALE!

Have you ever wanted to create your own graphic novel? Now is your chance! Fill in the speech bubbles and illustrate the empty panels below to write your own story for Pizza and Taco!



**START THE  
SERIES TODAY!**





# How Is JIM PANZEE Feeling?

Draw a line between the picture and the feeling word.  
You can also use your feelings magnets to play along!



SURPRISED




HAPPY



CONFUSED



GRUMPY



SAD

Become a  
**GRUMPY MONKEY**




# Finding Flavor

Taste Buds Kyo, Kalamata, and Al explore a lot of flavors in their search for harmony! In the word search, find and circle the ingredients that inspired them.

CHILIES PINEAPPLE PALM SUGAR

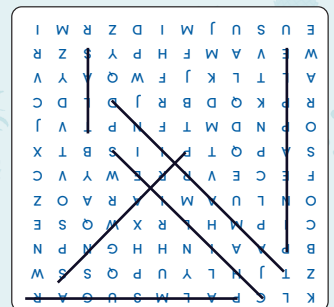
PRAWNS SALT TAMARIND

K	L	C	P	A	L	M	S	U	G	A	R
Z	T	J	H	Z	Y	U	P	Q	Y	S	W
B	P	A	Q	I	N	H	H	G	N	P	N
C	I	F	M	H	L	R	X	W	Q	S	E
O	N	L	U	A	M	I	A	R	A	O	Z
F	E	C	E	V	R	R	E	W	Y	V	C
S	A	P	Q	T	P	I	I	S	B	T	X
O	P	N	D	M	T	F	N	P	T	V	J
R	P	K	Q	D	B	R	J	D	L	D	C
A	L	T	L	K	J	F	W	Q	A	Y	V
W	E	V	A	M	F	H	P	Y	S	Z	R
E	U	S	U	J	M	I	D	Z	R	M	I



Learn more at [KalamatasKitchen.com](http://KalamatasKitchen.com)  
and [RHCBooks.com](http://RHCBooks.com).


Illustrations © 2022 by Kalamata's Kitchen, LLC



ANSWER

# Taste Bud Matching Game

Cut out the images below. Spread the cards picture-side down on a flat surface. Pick two cards, and if they match, move them to the side. If not, try again until all the pairs are uncovered! Play with a Taste Bud and work together to remember the locations of each picture!




Learn more at [KalamatasKitchen.com](https://KalamatasKitchen.com)  
and [RHCBooks.com](https://RHCBooks.com).

Illustrations © 2022 by Kalamata's Kitchen, LLC



# Make a **Welcome** CHAIN!

Photocopy this page as many times as necessary. Invite your storytime attendees to draw their families on the outlines below. Then glue or staple together the hands, and add to your Welcome Chain. Have customers write their names on the back so that visitors can see who each link belongs to!



Art © 2018 by Suzanne Kaufmann

