



Celebrate **BLACK HISTORY MONTH**

with activities from your friends
at Random House Kids!



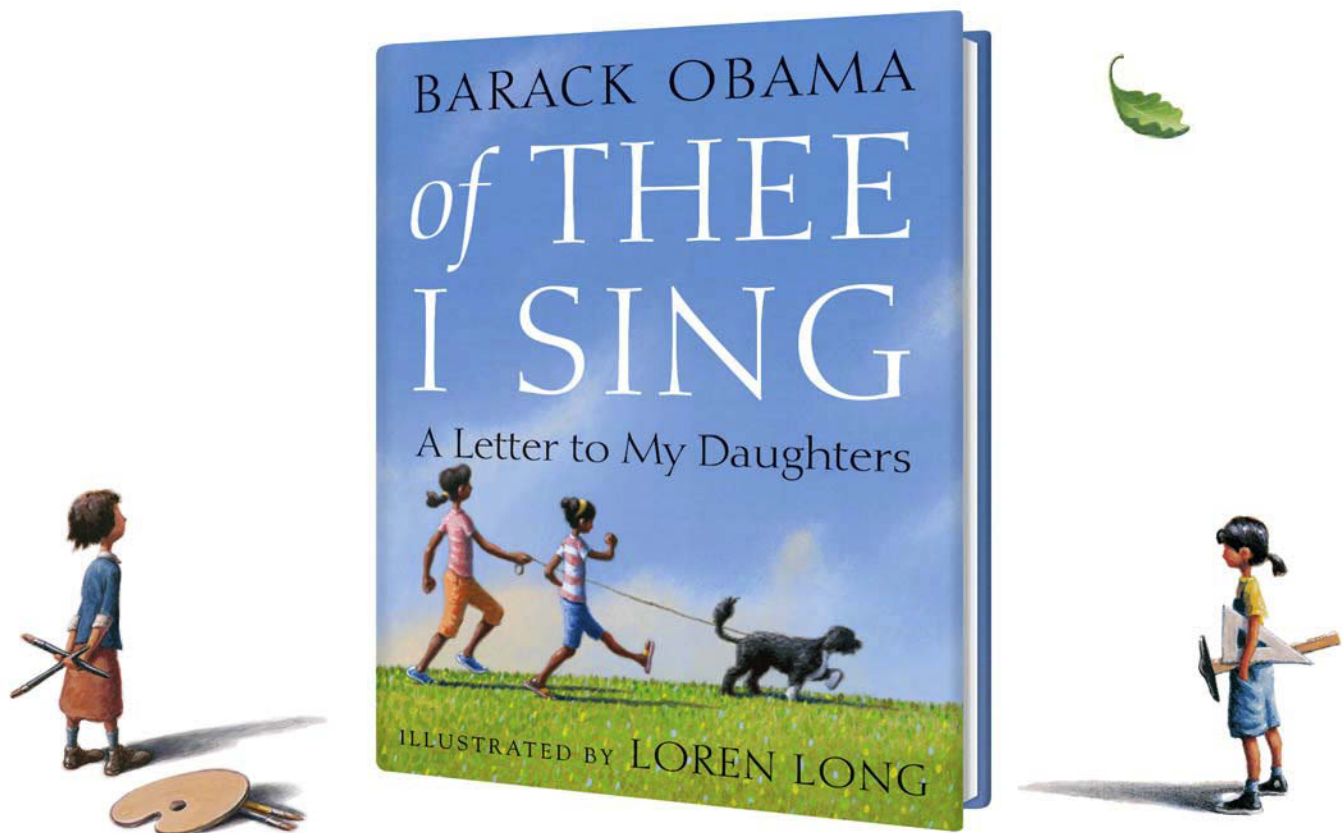
© 2023 by Fatti Burke; © 2023 by Vanessa Brantley-Newton;
Art © 2023 by Mechai Renee Roe.

BARACK OBAMA
of THEE
I SING

A Letter to My Daughters



Illustration © 2010 by Loren Long



Dear Booksellers and Librarians,

Of Thee I Sing is a stunning celebration of true American heroes. Celebrate with your own American Heroes party.

Here are some tips:

- Encourage guests to come dressed as their favorite hero from *Of Thee I Sing*!
- Decorate your store or library for a party befitting the heroes in *Of Thee I Sing*. Don't hold back: balloons and streamers are encouraged—especially red, white, and blue ones!
- Before the party, make copies of these suggested activities and gather crayons, markers, scissors, and tape.

HAVE FUN!



Who Is Your Favorite American Hero?

Of Thee I Sing is a celebration of some of the great heroes in America's history. Heroes like Albert Einstein, Abraham Lincoln, Dr. Martin Luther King, and Jane Addams. Who do you think of when you think of American heroes? Who is your favorite hero from the book? Who is your hero in your everyday life—your parents, your teacher, a grandparent, a friend?



Illustration © 2010 by Loren Long



Find the American Hero

Eight American heroes are hidden in the word search below. Can you find them?

Have a parent help and look for the following names:

ALBERT EINSTEIN

ABRAHAM LINCOLN

MAYA LIN

NEIL ARMSTRONG

GEORGE WASHINGTON

SITTING BULL

MARTIN LUTHER KING

HELEN KELLER

G	F	N	O	Y	V	P	R	F	L	W	S	Z	H	H	R	N	Z	G	A
B	N	J	E	P	L	M	E	J	Z	I	W	I	F	E	R	O	C	C	W
Y	X	I	A	I	M	M	J	P	T	W	H	M	N	L	X	T	L	F	U
W	Z	M	K	S	L	E	A	T	P	S	F	I	B	E	O	G	Z	H	O
E	D	G	O	R	R	A	I	K	G	G	E	S	Z	N	Q	N	B	M	L
K	S	Z	S	M	E	N	R	V	U	T	E	T	M	K	X	I	W	U	G
Y	C	M	K	J	G	H	J	M	S	C	I	I	J	E	M	H	G	M	H
V	F	B	M	B	X	G	T	N	S	H	E	V	T	L	E	S	Q	O	K
C	N	A	U	W	H	J	I	U	L	T	E	A	L	L	S	A	C	G	X
G	X	L	O	Z	C	E	G	I	L	T	R	Z	J	E	Z	W	U	Y	Q
X	L	G	E	E	T	Z	K	X	U	N	Z	O	Y	R	S	E	H	Y	A
B	V	Q	D	R	C	Q	S	S	O	B	I	N	N	L	C	G	O	V	F
V	J	H	E	N	I	L	A	Y	A	M	E	T	D	G	E	R	I	D	L
X	H	B	Z	V	D	X	S	G	I	W	H	N	R	V	R	O	D	E	N
Y	L	R	V	E	P	C	O	X	P	O	X	W	X	A	J	E	R	E	L
A	R	H	C	R	F	H	P	C	L	C	W	I	W	B	M	G	O	X	P
R	Q	B	D	E	C	D	O	D	Q	N	U	R	M	T	D	R	Q	A	E
A	B	R	A	H	A	M	L	I	N	C	O	L	N	E	M	S	V	I	F
J	Q	E	B	Q	J	F	I	A	Y	Q	X	E	J	G	X	Y	B	L	S
N	O	M	D	U	H	Z	X	Z	O	S	F	P	A	P	Z	M	E	Y	S

Illustration © 2010 by Loren Long



Hero Match!

Five of the heroes from *Of Thee I Sing* are listed below, along with five facts. But, the right facts don't line up with the right heroes! Can you match up the heroes with their facts? Hint: Look at *Of Thee I Sing* to find out which hero matches which fact!

____ **GEORGIA O'KEEFE**

- A. He swung his bat with the grace and strength of a lion, and gave brave dreams to other dreamers.



____ **JACKIE ROBINSON**

- B. A Sioux medicine man who healed broken hearts and broken promises.



____ **SITTING BULL**

- C. She could not see or hear. She gave others courage to face their challenges.



____ **BILLIE HOLIDAY**

- D. She helped us see big beauty in what is small: the hardness of stone and the softness of feather.



____ **HELEN KELLER**

- E. She wore a gardenia in her hair and sang beautiful blues to the world.



People of Every Kind!


In *Of Thee I Sing*, Barack Obama writes that America is made up of people of every kind—people from different places and with different beliefs. Use the space below to draw the people who make up your America—your family, your friends, your teachers, and your classmates.

Illustration © 2010 by Loren Long



Answer Key

FIND THE AMERICAN HERO



HERO MATCH!

D GEORGIA O'KEEFE

A. He swung his bat with the grace and strength of a lion, and gave brave dreams to other dreamers.



A JACKIE ROBINSON

B. A Sioux medicine man who healed broken hearts and broken promises.



B SITTING BULL

C. She could not see or hear. She gave others courage to face their challenges.



E BILLIE HOLIDAY

D. She helped us see big beauty in what is small: the hardness of stone and the softness of feather.



C HELEN KELLER

E. She wore a gardenia in her hair and sang beautiful blues to the world.



CEDELLA MARLEY

Marley and the Family Band



Save It for a Rainy Day Activities

Dear Reader,

Celebrate music, love, and family with author and recording artist **CEDELLA MARLEY!**

When Marley and her family move from Jamaica to Delaware, she knows life is about to change in big ways. And she's got the perfect plan to help her and her siblings make friends: an outdoor concert for the whole neighborhood!

But when the weather ruins their plans, she discovers help in unexpected places as her new neighbors quickly become the kindest of friends.


Save these activities for a rainy day so you can find fun like Marley and her siblings do in *Marley and the Family Band!*

Nothing can stop the music, not even a little rain!

Your Friends,




SCAN THE
QR CODE TO GET YOUR
COPY!



Art © 2022 by Tiffany Rose

Connect the Dots


Connect the dots to see what instrument is revealed!



Answer



SCAN THE
QR CODE TO GET YOUR
COPY!



Grilled Cheese Dippers


There's nothing like a snack to keep you feeling cozy on a rainy day!

INGREDIENTS


- 2 slices of bread
- 3–4 slices of cheddar cheese
- Butter
- 1 serving of your favorite tomato soup

When working in the kitchen with sharp objects and hot appliances, make sure you have adult supervision and help!

1. Make a cheese sandwich and spread a little butter on the outside of each slice of bread.
2. Have a grown-up lightly grease a non-stick pan with cooking spray. Cook the sandwich over medium heat for about 2 to 3 minutes per side (or until the cheese melts).
3. Have a grown-up remove the sandwich from the pan. It will need to cool for about 3 minutes before being sliced into vertical strips.
4. Serve with hot soup and start dipping!



SCAN THE
QR CODE TO GET YOUR
COPY!



Indoor Scavenger Hunt

There are lots of places to explore and things to find in your house!
How many of these items can you find?
Compete with someone to see who finds the most!

UMBRELLA



STUFFED ANIMAL



BOOK WITH A BLUE COVER



FLOWERS



RAIN BOOTS



SALT OR PEPPER



TAMBOURINE

PLANT

KEYS

TOMATO



RAIN JACKET



BOX OF TISSUES



BUCKET


WHITE PILLOW

SCARF



GUITAR

SCAN THE
QR CODE TO GET YOUR
COPY!



COUNT THE BUTTERFLIES AND TRACE YOUR NUMBERS!

Can you help Vanessa count how many butterflies there are?
Practice writing your numbers below!

1



2




3



4



Art © 2021 Vanessa Brantley-Newton




Mixed A. Knopf

HELP PUT TOGETHER THE WHOLE PUZZLE!

With the help of an adult, use the dotted lines to cut out the pieces to create a puzzle to do with your little reader, feel free to make it more difficult by cutting smaller pieces for more experienced puzzlers!



Art © 2021 Vanessa Brantley-Newton




Mixed A. Knopf

BECOMING UNIQUELY ME

Share what makes you special, just like Vanessa did with her new friends at school

MY NAME IS _____

Some things that make me special are . . .







SUN'S DOWN, HAIR'S UP!





SUN'S UP, HAIR'S DOWN!





Art © 2021 by Ekua Holmes

MAKE YOUR OWN CROWN



IT'S TIME TO CREATE AND DECORATE YOUR OWN CROWN, HERE'S WHAT YOU'LL NEED:

•Scissors •Hole Punch •String or Ribbon •Crayons, Markers, or Colored Pencils to Decorate

1. Decorate your crown however you like! Bring your own style to it.
2. With a grown-up's help, cut out the crown.
3. Check for fit and glue the ends together. If you need it to be larger, add ribbon or string to create a more adjustable fit.

**DON'T WAIT TO
HAVE A GREAT DAY.**

CREATE ONE!



Art © 2021 by Ekua Holmes




AFFIRMATION CHAIN


Create a paper chain full of affirmations to decorate your store with positive thoughts!

Directions

1. Cut strips of paper.
2. Color, decorate, and write your name and an affirmation on your strip of paper.
3. Tape, glue, or staple the ends together to make a loop.
4. Insert a second strip of paper into the loop.
5. Tape, glue, or staple this strip to make an interconnected loop.
6. Continue until your paper chain is as long as you want it.
7. Even after your storytime, you can keep growing your chain to represent your wonderful bookstore community.



FLOWER POWER



Art © 2022 by Michael Renee Rice




FIND YOUR GREATNESS

Below are some words that could help you remember just how awesome you are. See if you can find them all!



Amazing Growing Smart Loved Brave Creative Determined Enough


S	M	A	R	T	C	C	Z	L	W
O	O	W	I	M	U	R	V	O	B
B	R	B	R	A	V	E	N	V	P
E	N	O	U	G	H	A	X	E	E
S	P	C	K	K	G	T	A	D	S
D	E	T	E	R	M	I	N	E	D
F	X	H	Z	A	C	V	U	U	X
I	Z	G	T	F	E	E	I	R	E
X	N	I	G	R	O	W	I	N	G
A	M	A	Z	I	N	G	P	N	L

ANSWER KEY:



COLOR HER CURLS!





To fling my arms wide
In some place of the sun,
To whirl and to dance
Till the white day is done.
Then rest at cool evening
Beneath a tall tree
While night comes on gently,
Dark like me—
That is my dream!

That is My Dream!

A picture book of Langston Hughes's "Dream Variation,"
illustrated by Daniel Miyares



Name: _____

WORD CHOICE

Poets choose their words carefully as they try to conjure images for readers. Consider how the poem “Dream Variation” would change if different words were chosen. Why are these the right words? In the space below, list as many synonyms as you can for each word.

Fling _____

Wide _____

Whirl _____

Dance _____

Rest _____

Cool _____

Tall _____

Gently _____


Dark _____

Quick _____

Pale _____

Slim _____

Tenderly _____






Name: _____


SEQUENCING AND RETELLING

When paired with the pictures, the first half of the poem tells of the day's events from the perspective of a young African American boy. Use the sequence chain to describe the events on each page. After the events have been outlined, have students use those events to compose a story that brings the first half of the poem to life. As a class, discuss techniques to establish setting and ways to develop characters. (What is the boy's name? Where does his father get on the bus?) Students can work individually, in pairs, or in small groups to compose and then edit their stories.


Use the sequence chain below to tell a story of the boy's day in *That Is My Dream!* Look at the illustrations in the first half of the book and describe in brief sentences what is going on in each picture. You may want to give names to the characters and use words such as *first*, *then*, and *next*.




→




→





→



→

