





RANDOM HOUSE
CHILDREN'S BOOKS




MAGIC STARTS HERE!



SUMMER 2023 CHAPTER BOOKS
ACTIVITY PACKET



RHCBOOKS.COM



Pizza and Taco



BEST FRIENDS FOREVER!


Pizza and Taco are the best of friends! Do you have a best friend? Describe them below!

What is your best friend's name? _____

Draw you and your best friend!

What do you and your best friend like to do together?





Pizza and Taco



JAM SESSION!

Pizza and Taco are starting a band and need YOUR help! They've got the instruments but no songs. Help them write one below!

What is the name of your song? _____

What is your song about? _____

Write your lyrics!

Hint: If you need help, ask an adult to play some of their favorite songs for you!






COMING
6/27!

RHCBooks.com

Scan the QR code to find your next series!





DRAGON STORM

IN SEARCH OF DRAGONS!

Tom, Cara, and their friends have the best dragons in all the Guild! Find their names in the word search below.

Tom

Ironskin

Cara

Silverthief

Ellis

Pathseeker


Mira

Flameteller


D	V	P	T	B	I	C	L	R	Z	W	N	G	T	C
V	O	M	W	P	Q	S	F	J	Z	S	N	L	C	H
I	T	O	M	F	T	O	Z	K	C	B	A	F	P	B
H	E	D	G	L	P	W	N	H	E	J	T	L	L	U
M	I	R	A	W	U	N	E	X	L	S	Y	A	E	Y
T	F	E	R	K	M	V	L	C	L	W	V	M	H	R
D	X	A	J	G	U	N	C	Y	I	G	G	E	R	I
A	Q	U	K	N	Y	F	A	H	S	X	T	T	M	R
A	G	H	D	X	Y	K	R	M	F	M	G	E	P	O
U	N	B	X	O	Q	G	A	D	D	Q	U	L	B	N
T	A	J	N	X	I	O	L	S	C	I	I	L	U	S
K	D	A	S	I	L	V	E	R	T	H	I	E	F	K
K	A	I	Z	X	D	T	P	Y	Q	K	O	R	O	I
Z	U	D	K	Y	G	U	L	V	W	K	L	U	W	N
C	P	A	T	H	S	E	E	K	E	R	X	W	K	Y



RHCBooks.com



Answer:



Scan the QR code to find your next series!






DRAGON STORM

THE DRAGONSEER!

It's your turn to bond with your own dragon!
Color in your dragon and describe them below.

What is your dragon's name? _____

Does your dragon have any special powers? _____



What do you like to
do with your dragon? _____

Where do you
and your dragon
live? _____






Tig and Lily



KITTY CAT FUN!

Tig and Lily are best friends, but they are different kinds of cats!
Tig is a house cat, and Lily is a tiger! What's your favorite kind of cat?
Tigers? House cats? Maybe a lion? Draw it below!



RHCBooks.com



Scan the QR code to find your next series!





Tig and Lily



A PURR-FECT WORD SEARCH!

There are so many different types of cats in the world!
Find them in the word search below.

Bobcat

Cheetah

Jaguar

Leopard

Lion


Panther

Puma


Tiger

Wildcat

J	A	G	U	A	R	S	D	Y	K
D	Q	L	Y	B	P	C	T	Z	T
S	C	Y	I	O	O	U	W	T	I
D	Q	H	W	O	E	B	M	Q	G
Q	V	L	E	I	N	X	C	A	E
K	I	R	Z	E	L	R	K	A	R
D	X	D	E	N	T	D	K	L	T
T	C	T	A	N	V	A	C	E	D
P	A	N	T	H	E	R	H	A	U
L	E	O	P	A	R	D	O	S	T



Answer:





SUPER PANCAKE



WELCOME TO BREAKFAST TOWN!

Breakfast Town is a beautiful place for Peggy Pancake and her friends to live! Color in the town map below.



RHCBooks.com



Scan the QR code to find your next series!





SUPER PANCAKE



BREAKFAST TOWN CROSSWORD!

There are so many friends (and super villains!) in Breakfast Town. Answer the questions about them and fill in their names below!

Across:

2: Who visits Winifred Waffle Elementary School on Career Day?

5: Which evil villain lives in the Maple Mountains?


Down:

1: What is the name of the regular pancake who becomes the hero of Breakfast Town?

3: Who helps Peggy find Luc when he's captured by the Henchtoasts?

4: Who is Peggy Pancake's best friend?

6: Which group is helping Dr. Breakfast Sandwich in his evil scheme?



Answers: 1: PeggyPancake, 2: ProfessorEgg, 3: DeeDeeDonut, 4: LucCroissant, 5: DrBreakfastSandwich, 6: HenchToasts





Ballet Bunnies



BALLERINA BIRTHDAY WORD SEARCH

It's Millie's birthday, and the Ballet Bunnies can't wait to celebrate with her!

Can you help the bunnies prepare for the party?

Use your skills to find the words hidden in this word search!

Ballet

Balloons

Bunnies

Cake

Crowns

Dancing

Decorations

Friends


Gifts

Hats

Z	H	A	D	R	K	D	O	L	I	W	E	L	R	U
Y	F	R	I	E	N	D	S	T	I	X	A	A	H	T
D	O	K	W	X	X	J	M	Z	K	X	R	J	Q	C
N	K	J	Q	D	A	V	A	Q	D	P	Y	L	C	Y
C	C	M	R	Y	K	E	B	Y	E	F	H	P	B	Y
R	W	E	I	V	H	X	A	M	C	R	M	R	A	Q
O	H	E	I	F	X	A	L	E	O	T	P	B	L	S
W	G	I	F	T	S	N	L	J	R	G	L	S	L	X
N	L	O	B	Z	C	P	O	U	A	O	V	H	E	Y
S	J	A	U	P	A	A	O	J	T	G	C	A	T	L
U	L	L	N	L	K	C	N	I	I	E	D	T	Y	D
W	L	K	N	C	E	V	S	D	O	Q	L	S	V	V
D	J	P	I	J	D	X	T	U	N	G	B	L	I	W
V	H	P	E	I	J	F	H	G	S	B	O	Z	G	I
X	Y	V	S	D	A	N	C	I	N	G	Z	X	R	T



Answer:





Ballet Bunnies



BALLET BUNNY CUPCAKES

These cupcakes are bouncing with flavor!
Treat yourself to a yummy snack in your school lunch!

When working in the kitchen, make sure you have adult supervision!

What You Need

Lemon Cupcakes:

- 1 box white cake mix
- 3 eggs
- Zest of 3 lemons
- 1/4 cup fresh lemon juice
- 2/3 cup milk
- 1/2 cup sour cream
- 1/3 cup oil

Cream Cheese Frosting:

- 8 oz. cream cheese
- 1/2 cup unsalted butter, softened
- 3–4 cups powdered sugar
- 2 tsp. vanilla extract

Bunny Ears:

- 20–24 large marshmallows
- Pink sprinkles
- Optional: extra decorations



Instructions

Step 1: Preheat oven to 350°F and line a muffin tin with cupcake liners. Have a grown-up help you with the oven.

Step 2: Sift cake mix into a medium bowl to remove any lumps. Add the rest of the cupcake ingredients to the bowl and stir until smooth.

Step 3: Spoon the batter into each liner until 3/4 full. Bake for 15 to 20 minutes or until an inserted knife comes out clean. Let cool.

Step 4: Prepare the frosting by beating the cream cheese and butter until smooth. Add as much powdered sugar as needed to reach spreadable consistency. Add the vanilla extract and frost the cupcakes.

Step 5: To make the bunny ears, use scissors to cut each marshmallow diagonally and then immediately press the sticky side into sprinkles.


Step 6: Place a set of bunny ears on top of your cupcake along with any additional decorations and enjoy!



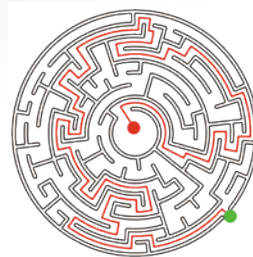


FINDING PLANET EARTH!

The Marshmallow Martians LOVE visiting planet Earth—but they need your help getting there!
Help the Martians navigate their way to Earth through their backyard portal!



Turn over page for answer:





MARSHMALLOW MART-ANS



OUT OF THIS WORLD MARSHMALLOWS!

These marshmallows are out of this world tasty! Make these yummy treats for you and your friends!

When working in the kitchen, make sure you have adult supervision!


What You Need

Ingredients:

- 2 envelopes unflavored gelatin
- 1/3 cup cold water
- 1 1/2 cups sugar
- 1/4 cup water
- 1/4 cup corn syrup
- 1/2 teaspoon vanilla extract
- Cooking spray
- Confectioners' sugar

Tools:

- Measuring cups and spoons
- Medium-size saucepan
- Whisk
- Electric mixer
- Candy thermometer
- 9 x 13 inch baking pan
- Cookie cutters



Instructions

Step 1: Into your electric mixer bowl, put 1/3 cup cold water and sprinkle both packets of the unflavored gelatin over the water.

Step 2: Have your grown-up whisk together the sugar, 1/4 cup water, and corn syrup in a saucepan over medium heat. Once the sugar is dissolved, stop whisking and heat the mixture until it boils. Place a candy thermometer into the saucepan and turn off the stove when the mixture reaches 240°F. **This is a job for grown-ups only because the liquid gets very hot!**

Step 3: Have your grown-up carefully pour the hot liquid over the gelatin mix. Beat on high speed for 10 to 12 minutes or until nice and fluffy. Mix in the vanilla extract.

Step 4: Spray your baking pan with cooking spray. Then use a rubber spatula to transfer the gooey marshmallow mixture into the pan.

Step 5: Allow the marshmallows to set overnight on the countertop. This can take 12 to 15 hours!

Step 6: After your marshmallows have cooled overnight, lift the marshmallow block out of the pan with a spatula and place on a cutting board dusted with confectioners' sugar. Use your cookie cutters to cut the marshmallows into fun shapes to share with your friends!

