



Celebrate **BLACK HISTORY MONTH**

with activities from your friends
at Random House Kids!



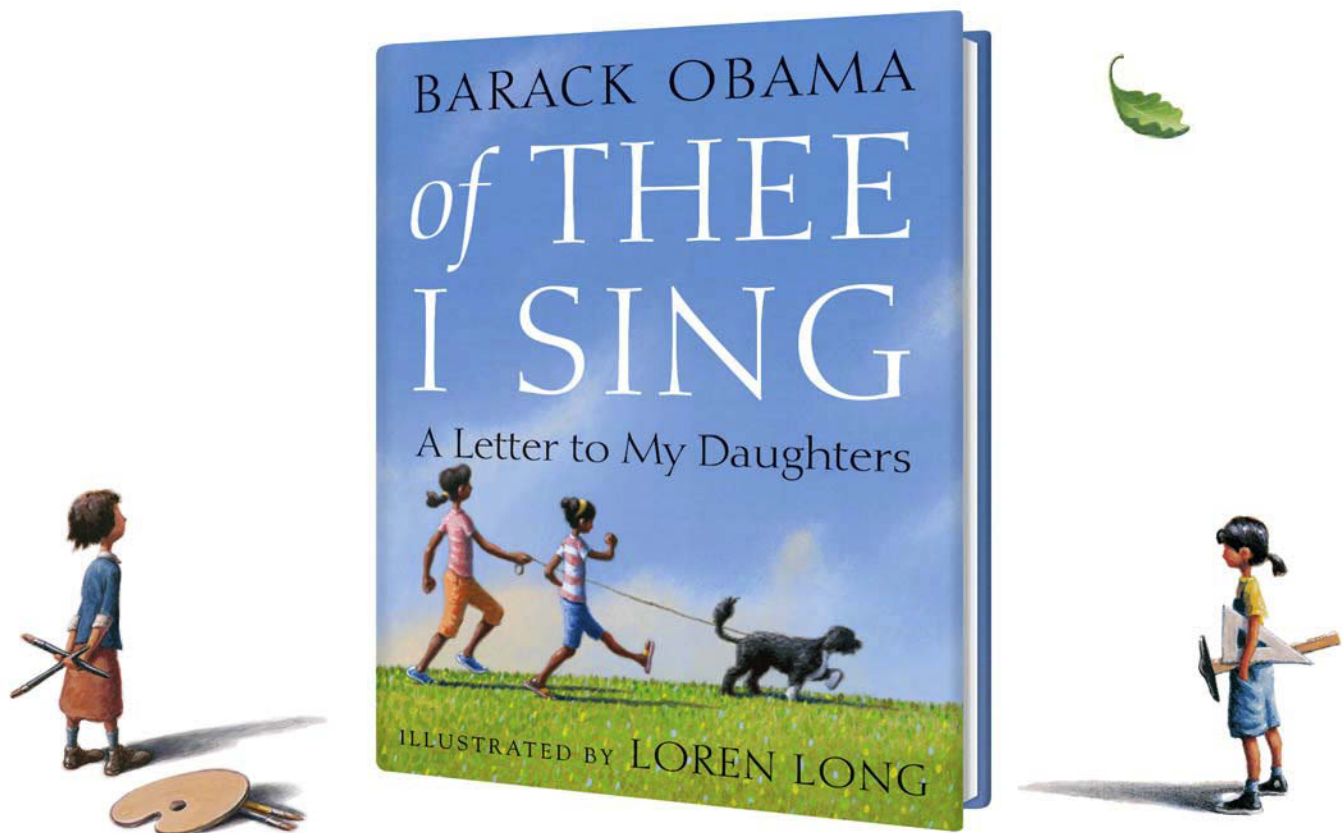
© 2023 by Fatti Burke; © 2023 by Vanessa Brantley-Newton;
Art © 2023 by Mechal Renee Roe.

BARACK OBAMA
of THEE
I SING

A Letter to My Daughters



Illustration © 2010 by Loren Long



Dear Booksellers and Librarians,

Of Thee I Sing is a stunning celebration of true American heroes. Celebrate with your own American Heroes party.

Here are some tips:

- Encourage guests to come dressed as their favorite hero from *Of Thee I Sing*!
- Decorate your store or library for a party befitting the heroes in *Of Thee I Sing*. Don't hold back: balloons and streamers are encouraged—especially red, white, and blue ones!
- Before the party, make copies of these suggested activities and gather crayons, markers, scissors, and tape.

HAVE FUN!



Who Is Your Favorite American Hero?

Of Thee I Sing is a celebration of some of the great heroes in America's history. Heroes like Albert Einstein, Abraham Lincoln, Dr. Martin Luther King, and Jane Addams. Who do you think of when you think of American heroes? Who is your favorite hero from the book? Who is your hero in your everyday life—your parents, your teacher, a grandparent, a friend?



Illustration © 2010 by Loren Long



Find the American Hero

Eight American heroes are hidden in the word search below. Can you find them?

Have a parent help and look for the following names:

ALBERT EINSTEIN

ABRAHAM LINCOLN

MAYA LIN

NEIL ARMSTRONG

GEORGE WASHINGTON

SITTING BULL

MARTIN LUTHER KING

HELEN KELLER

G	F	N	O	Y	V	P	R	F	L	W	S	Z	H	H	R	N	Z	G	A
B	N	J	E	P	L	M	E	J	Z	I	W	I	F	E	R	O	C	C	W
Y	X	I	A	I	M	M	J	P	T	W	H	M	N	L	X	T	L	F	U
W	Z	M	K	S	L	E	A	T	P	S	F	I	B	E	O	G	Z	H	O
E	D	G	O	R	R	A	I	K	G	G	E	S	Z	N	Q	N	B	M	L
K	S	Z	S	M	E	N	R	V	U	T	E	T	M	K	X	I	W	U	G
Y	C	M	K	J	G	H	J	M	S	C	I	I	J	E	M	H	G	M	H
V	F	B	M	B	X	G	T	N	S	H	E	V	T	L	E	S	Q	O	K
C	N	A	U	W	H	J	I	U	L	T	E	A	L	L	S	A	C	G	X
G	X	L	O	Z	C	E	G	I	L	T	R	Z	J	E	Z	W	U	Y	Q
X	L	G	E	E	T	Z	K	X	U	N	Z	O	Y	R	S	E	H	Y	A
B	V	Q	D	R	C	Q	S	S	O	B	I	N	N	L	C	G	O	V	F
V	J	H	E	N	I	L	A	Y	A	M	E	T	D	G	E	R	I	D	L
X	H	B	Z	V	D	X	S	G	I	W	H	N	R	V	R	O	D	E	N
Y	L	R	V	E	P	C	O	X	P	O	X	W	X	A	J	E	R	E	L
A	R	H	C	R	F	H	P	C	L	C	W	I	W	B	M	G	O	X	P
R	Q	B	D	E	C	D	O	D	Q	N	U	R	M	T	D	R	Q	A	E
A	B	R	A	H	A	M	L	I	N	C	O	L	N	E	M	S	V	I	F
J	Q	E	B	Q	J	F	I	A	Y	Q	X	E	J	G	X	Y	B	L	S
N	O	M	D	U	H	Z	X	Z	O	S	F	P	A	P	Z	M	E	Y	S

Illustration © 2010 by Loren Long



Hero Match!

Five of the heroes from *Of Thee I Sing* are listed below, along with five facts. But, the right facts don't line up with the right heroes! Can you match up the heroes with their facts? Hint: Look at *Of Thee I Sing* to find out which hero matches which fact!

_____ **GEORGIA O'KEEFE**

- A. He swung his bat with the grace and strength of a lion, and gave brave dreams to other dreamers.



_____ **JACKIE ROBINSON**

- B. A Sioux medicine man who healed broken hearts and broken promises.



_____ **SITTING BULL**

- C. She could not see or hear. She gave others courage to face their challenges.



_____ **BILLIE HOLIDAY**

- D. She helped us see big beauty in what is small: the hardness of stone and the softness of feather.



_____ **HELEN KELLER**

- E. She wore a gardenia in her hair and sang beautiful blues to the world.



People of Every Kind!


In *Of Thee I Sing*, Barack Obama writes that America is made up of people of every kind—people from different places and with different beliefs. Use the space below to draw the people who make up your America—your family, your friends, your teachers, and your classmates.

Illustration © 2010 by Loren Long



Answer Key

FIND THE AMERICAN HERO



HERO MATCH!

D GEORGIA O'KEEFE

A. He swung his bat with the grace and strength of a lion, and gave brave dreams to other dreamers.



A JACKIE ROBINSON

B. A Sioux medicine man who healed broken hearts and broken promises.



B SITTING BULL

C. She could not see or hear. She gave others courage to face their challenges.



E BILLIE HOLIDAY

D. She helped us see big beauty in what is small: the hardness of stone and the softness of feather.



C HELEN KELLER

E. She wore a gardenia in her hair and sang beautiful blues to the world.



COUNT THE BUTTERFLIES AND TRACE YOUR NUMBERS!

Can you help Vanessa count how many butterflies there are?
Practice writing your numbers below!

1



2




3



4



Art © 2021 Vanessa Brantley-Newton




Mixed A. Knopf

HELP PUT TOGETHER THE WHOLE PUZZLE!

With the help of an adult, use the dotted lines to cut out the pieces to create a puzzle to do with your little reader, feel free to make it more difficult by cutting smaller pieces for more experienced puzzlers!



Art © 2021 Vanessa Brantley-Newton




Mixed A. Knopf

BECOMING UNIQUELY ME

Share what makes you special, just like Vanessa did with her new friends at school

MY NAME IS _____

Some things that make me special are . . .







SUN'S DOWN, HAIR'S UP!





SUN'S UP, HAIR'S DOWN!





MAKE YOUR OWN CROWN



IT'S TIME TO CREATE AND DECORATE YOUR OWN CROWN, HERE'S WHAT YOU'LL NEED:

•Scissors •Hole Punch •String or Ribbon •Crayons, Markers, or Colored Pencils to Decorate

1. Decorate your crown however you like! Bring your own style to it.
2. With a grown-up's help, cut out the crown.
3. Check for fit and glue the ends together. If you need it to be larger, add ribbon or string to create a more adjustable fit.

**DON'T WAIT TO
HAVE A GREAT DAY.**

CREATE ONE!






AFFIRMATION CHAIN


Create a paper chain full of affirmations to decorate your store with positive thoughts!

Directions

1. Cut strips of paper.
2. Color, decorate, and write your name and an affirmation on your strip of paper.
3. Tape, glue, or staple the ends together to make a loop.
4. Insert a second strip of paper into the loop.
5. Tape, glue, or staple this strip to make an interconnected loop.
6. Continue until your paper chain is as long as you want it.
7. Even after your storytime, you can keep growing your chain to represent your wonderful bookstore community.



FLOWER POWER



Art © 2022 by Michael Renee Rice



FIND YOUR GREATNESS

Below are some words that could help you remember just how awesome you are. See if you can find them all!



Amazing Growing Smart Loved Brave Creative Determined Enough


S	M	A	R	T	C	C	Z	L	W
O	O	W	I	M	U	R	V	O	B
B	R	B	R	A	V	E	N	V	P
E	N	O	U	G	H	A	X	E	E
S	P	C	K	K	G	T	A	D	S
D	E	T	E	R	M	I	N	E	D
F	X	H	Z	A	C	V	U	U	X
I	Z	G	T	F	E	E	I	R	E
X	N	I	G	R	O	W	I	N	G
A	M	A	Z	I	N	G	P	N	L

ANSWER KEY:



COLOR HER CURLS!





To fling my arms wide
In some place of the sun,
To whirl and to dance
Till the white day is done.
Then rest at cool evening
Beneath a tall tree
While night comes on gently,
Dark like me—
That is my dream!

That is My Dream!

A picture book of Langston Hughes's "Dream Variation,"
illustrated by Daniel Miyares



Name: _____

WORD CHOICE

Poets choose their words carefully as they try to conjure images for readers. Consider how the poem “Dream Variation” would change if different words were chosen. Why are these the right words? In the space below, list as many synonyms as you can for each word.

Fling _____

Wide _____

Whirl _____

Dance _____

Rest _____

Cool _____

Tall _____

Gently _____


Dark _____

Quick _____

Pale _____

Slim _____

Tenderly _____






Name: _____


SEQUENCING AND RETELLING

When paired with the pictures, the first half of the poem tells of the day's events from the perspective of a young African American boy. Use the sequence chain to describe the events on each page. After the events have been outlined, have students use those events to compose a story that brings the first half of the poem to life. As a class, discuss techniques to establish setting and ways to develop characters. (What is the boy's name? Where does his father get on the bus?) Students can work individually, in pairs, or in small groups to compose and then edit their stories.


Use the sequence chain below to tell a story of the boy's day in *That Is My Dream!* Look at the illustrations in the first half of the book and describe in brief sentences what is going on in each picture. You may want to give names to the characters and use words such as *first*, *then*, and *next*.





→




→









→



→





CIARA and RUSSELL WILSON



WHY NOT YOU?

Activities

Illustrated by Jessica Gibson

Copyright 2024 Ciara Wilson and Russell Wilson. Illustrations by Jessica Gibson.



Dear Reader,



*Why not you? Amazing you! You're a winner!
You're so strong! You are perfect and
important—you and all your gifts belong!*


We all have big dreams! Sometimes it's hard to imagine our big dreams coming true. But what if someone saw all the amazing and spectacular parts of us—our winning smiles, our fancy feet, our warm hearts—and asked, “Why not you?”



Grammy Award–winning pop star Ciara and Super Bowl champion quarterback Russell Wilson encourage readers to see themselves achieving their dreams, no matter how outrageous they may seem, in this lyrical celebration of self-esteem, perseverance, and daring to shoot for the stars.

So get started on these fun activities and ask yourself:
Why not you?

Now Available as a Board Book!



Your friends,



All About YOU!

What's your story? What's your mission? What will you become or do? Now's your time! The whole world's waiting! All our hearts are set on you!

Fill out the below!

My name is _____.

I am _____ years old.

My favorite color is _____.

My best friend is _____.

When I grow up I want to be a _____.



Glue a photo
of yourself
here!

Now Available as a Board Book!




When I Grow Up . . .

We all have dreams—big and small! What do you want to be when you grow up? In the space below, draw a picture of yourself following your dreams!



Now Available as a Board Book!



Dream Big

Can you match the pictures with each kid's dream job?
Draw a line from the word to the right picture!

DANCER

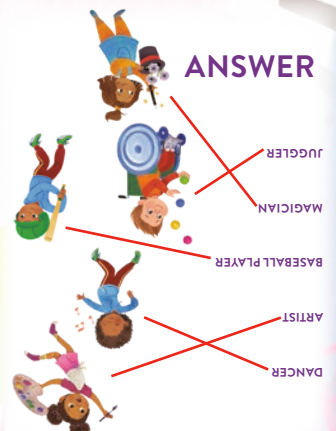
ARTIST

BASEBALL PLAYER

MAGICIAN

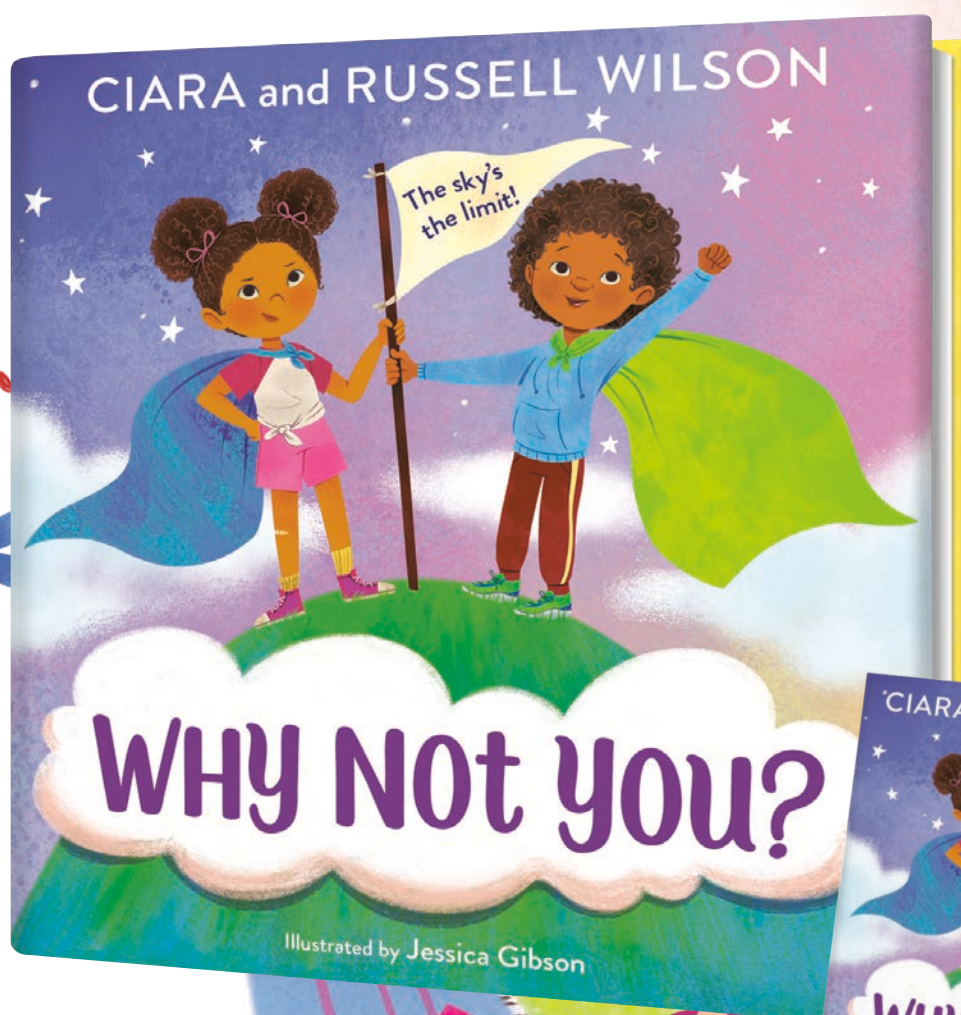
JUGGLER

Now Available as a Board Book!



Superstar Parents CIARA and RUSSELL WILSON'S

New York Times
Bestselling Picture Book



Now
Available
as a
Board Book!

