



Celebrate **ASIAN STORIES**

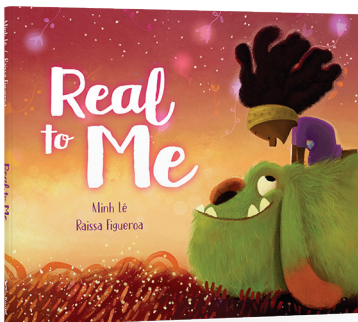
with activities from your friends
at Random House Kids!



The Blur Art © 2023 Dan Santat. Kalamata's Kitchen © 2023 by Kalamata's Kitchen LLC.
Maizy Chen's Last Chance Art © 2023 Rebecca Shieh. The Paper Kingdom Art © Pascal Campion.

Create Your Own Imaginary Friend

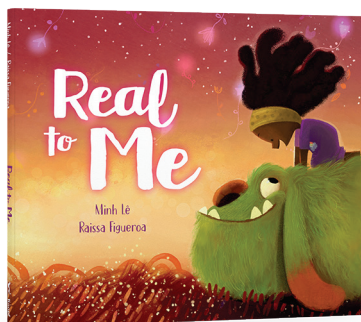

Imaginary friends come in all shapes and sizes! They can have green hair, wings, and a rainbow tail, or maybe they look just like you! Draw a picture of them in the space below and bring them to life.





A Make-Believe Hide-and-Seek

These friends want to play hide-and-seek! Have an adult help you cut out their pictures, then glue them each to a popsicle stick. Take turns hiding one of them and having the other find them!



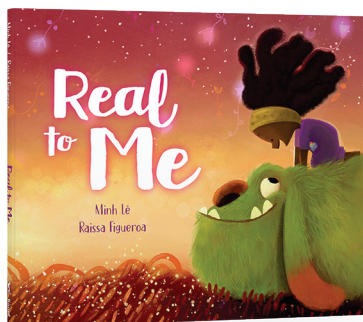

Art © 2023 by Raissa Figueroa





Puzzle Practice

Have an adult help you cut out the puzzle pieces below. Can you put the pieces in order to bring the friends back together? Sometimes good friends are like puzzle pieces—they complete us!



Art © 2023 by Raissa Figueroa



Grocery List

Kalamata's mama uses these ingredients to make her favorite dal!
Match the name of the food to its picture. If you have any of these ingredients in your kitchen, go on a Food Adventure with an adult's help.
What do these ingredients smell like? What do they feel like?

MUSTARD SEEDS

TURMERIC

CURRY LEAVES

GREEN CHILIS

COCONUT OIL

COOKED RICE

CUMIN SEEDS

GARLIC

DAL

GHEE

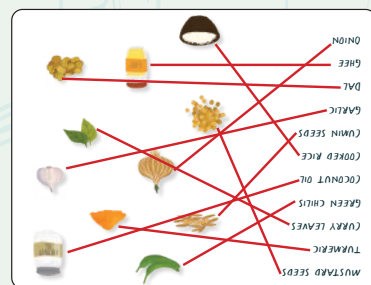
ONION



You can find the recipe for Kalamata's dal at the end of *Kalamata's Kitchen*!



Learn more at KalamatasKitchen.com
and RHCBooks.com.



ANSWER

Travel by Table

Grown-ups never seem to notice, but Kalamata's kitchen table is magical. When she sits underneath, she and her alligator pal Al Dente can go anywhere. Where are they going today? Draw it below, and think about what they will experience while they are there.



What does it look like? _____

What does it smell like? _____

What does it sound like? _____



Back to the Spice Market

Kalamata felt brave at the spice market she visited in India.
Help her remember what it was like and find her courage
again by putting the puzzle together.



With the help of an adult, cut along the dotted lines to
create a puzzle. (Feel free to make it more difficult by
cutting smaller pieces for more experienced puzzlers!)



Stuntman Word Jumble

Jackie Chan is one of the greatest stuntmen to ever hit the big screen. His humor and innovation brought about a new genre of movies that have entertained audiences all over the world. Below are some words that are related to being a stuntman. Unjumble them to find out what they are!

STTNSU

IVSOME

GEDDO

GANCIT



TMAIRLA TRAS



Answer Key:

MARTIAL ARTS	
TMAIRLA TRAS	
DODGE	
GEDDO	
MOVIES	
IVSOME	
STUNTS	
GANCIT	
ACTING	



A Paper Son's Journey

Paper Son tells the story of Tyrus Wong, the Chinese American who created the lush, iconic backgrounds for the Disney movie *Bambi*. Read about his journey and match the pictures to the events in his life.

A.



___ Tyrus and his father disembark the boat that brought them to America and arrive at Angel Island.

B.



___ Tyrus is finally able to leave Angel Island and reunite with his father after weeks of being held for additional questioning.

C.



___ Tyrus attends art school in Los Angeles.

___ After Tyrus graduates art school, he works for Walt Disney Studios, where he paints landscapes for the backgrounds of *Bambi*.

D.



___ As an old man, Tyrus discovers his love of kites and can often be found flying them on the beach.

E.





a.s.b
anne schwartz books

ANSWER KEY: B, D, C, E, A

Butterfly Box Breathing

When you're feeling nervous, try saying "hello" to the butterflies in your belly. Then use your finger to trace the butterfly paths. Breathe in for a count of four, hold for a count of four, breathe out for a count of four, pause for a count of four.



RANDOM
HOUSE
STUDIO


Art © 2024 by Qin Leng

Beautiful Butterfly

The book is filled with many butterflies,
use this space to draw your own.



Art © 2024 by Qin Leng




RANDOM
HOUSE
STUDIO

Thank-You Card

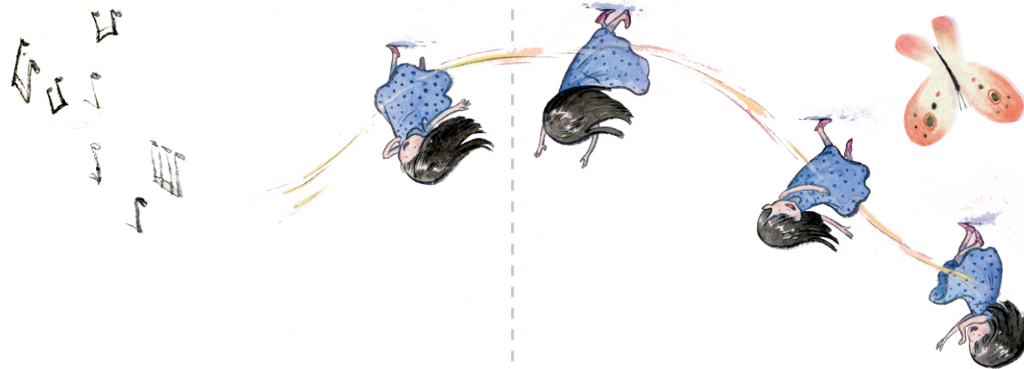
Piper's nǎi nai helps her when she's worried about singing her solo. Who supports you when you need it? Decorate the card, cut along the solid lines with an adult's help, and fold on the dotted lines to make a card for them!

Inspired by:



RANDOM HOUSE STUDIO

THANK
YOU...



YOU MAKE MY
HEART SING!

RANDOM
HOUSE
STUDIO

Art © 2024 by Qin Leng

Color to the Beat of Your Own Drum

Anjali loves playing the tabla! Tabla are a pair of hand drums from South Asia. The two drums are a slightly different size and shape from each other. Color in the tabla. Then glue on yarn and beads or add some glitter to make it your own!



Questions from Anjali:

Anjali is the only girl in her tabla class. Have you ever been the only one somewhere? What was it like?




Get
your copies
today!



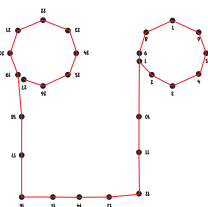
Connect the Notes

Feel the rhythm of your heart and perform a solo like Anjali!
Connect the dots to create a musical shape.



Questions from Anjali:
Who or what inspires you to do something different?

ANSWER KEY



Get your copies today!



Repeat After Me: "I Can Do This."

List five things you are good at!

1) I am good at _____

2) I am good at _____

3) I am good at _____

4) I am good at _____

5) I am good at _____

**You can do anything you want,
anything at all!**

Questions from Anjali:

Have you ever pretended you weren't good at something that you know you're good at? Why?

Get
your copies
today!



Put On a Show!

Take a photo of yourself performing your talent and glue it on the page. Be sure to write your name on the ticket and invite a family member or a friend to your show!



Questions from Anjali:
When have you learned something new? How did you feel?

Get
your copies
today!



Never Dim Your Light Word Search

You are a star! Find the words below.



O T E T O L V K J K
P B M A Z J Y A T B
R W Z L L W C K L P
A B J E O U Y P Z D
C V D N D V U D H M
T P R T M V E C L Q
I P E R F O R M V C
C O A B Y R F W N Y
E T M X Z X Z I T F
J N I N S P I R E M



ANSWER KEY

W	E	R	I	S	N	I	N	C
J	I	Z	X	X	W	I	E	
A	N	M	J	R	A	G	O	
C	A	W	R	O	F	E	I	
O	I	C	E	I	R	I		
W	H	D	A	A	N	G	A	
D	Z	J	A	N	O	Z	U	
I	T	Y	K	M	I	Z	M	
R	I	U	A	Z	Z	I	M	
K	C	K	A	I	O	E	T	

WORD BANK

DREAM PRACTICE
INSPIRE TALENT
PERFORM LOVE

Get
your copies
today!



Easter Egg Hunt

Did you know that the author and illustrator of *Bravo, Anjali!* hid some things for you to search for throughout the book? These are called Easter eggs (even though they're not actually eggs)! How many Easter eggs can you find?

Can you find . . .

1. Anjali's unique style?

Hint: These two things don't match.

2. A popular tabletop game commonly found in South Asia?

Hint: Look at home. The game is called "Carrom".

3. A famous artist Anjali is studying?

Hint: Look at school.

4. A clue for Anjali's next adventure?

Hint: Look on the endpapers.

5. Who Anjali goes to see in concert?

Hint: Look for a ticket.

ANSWER KEY: 1. Her socks 2. Carrom (board behind the couch) 3. Basquiat (on the blackboard) 4. "Save the..." 5. Pandit Swapan Chaudhuri



Get
your copies
today!



FLYER FUN

Anjali wants to save her community center, so she makes a flyer and passes it out in her neighborhood. What is something you care about? Design a flyer for it, then show a friend or family member.



PLAY PETITION

Anjali creates a petition to keep the community center open and goes around her neighborhood to get signatures. From the list below, circle one thing you would like to happen. See if you can get five people to sign in agreement!

We Request To . . .

1. Read my favorite book before bed tonight.
2. Go out for ice cream.
3. _____ (Write your own!)

Sign Here!

Signature:

Date:

_____	_____
_____	_____
_____	_____
_____	_____
_____	_____
_____	_____



RHCBooks.com



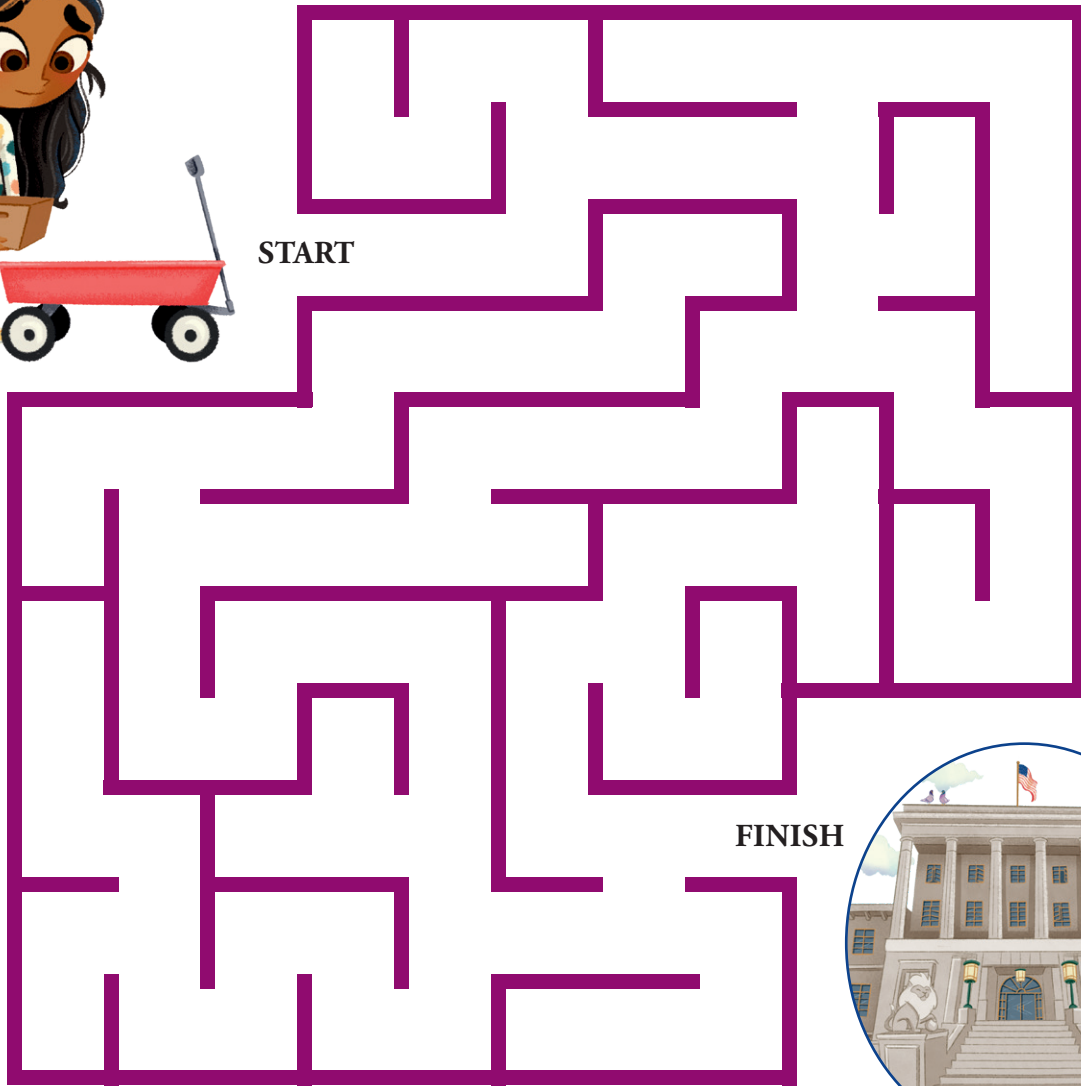
Art © 2025 by Lucia Soto.

MAKE A CHANGE MAZE

Anjali is on her way to city hall to share her ideas for saving the community center.
Help her get there!



START



FINISH



RHCBooks.com

Art © 2025 by Lucia Soto.

ALL ABOUT ANJALI


How much do you know about your friend Anjali? Read *Always Anjali*, *Bravo, Anjali!* and *Anjali Can!* to find the answers to the questions below.

Across

2. What is the name of Anjali's little brother?
3. What does Anjali's name mean?
5. In *Always Anjali*, what colorful gem-like things does Anjali use to decorate her custom license plate?
6. What sport does Anjali play? (Hint: Easter egg at the end of *Anjali Can!*)
9. What instrument does Anjali play?

Down

1. In *Anjali Can!*, Anjali fights to save her local _____ center.
4. What country does Anjali's name come from?
6. What gift does Anjali receive on her seventh birthday?
7. Anjali's unique style includes mismatched _____.
8. In *Bravo, Anjali!*, Anjali is told to never dim her _____.




Art © 2025 by Lucia Soto.

Join your forever friend, Anjali on all her adventures!



Maze Answer Key:



Crossword Answer Key:

1. Community
2. Milan
3. Gift
4. India
5. Bindis
6. Basketball (Across)
6. Bike (Down)
7. Socks
8. Light
9. Tabla



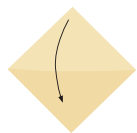
Make your own PAPER CRANE!

Momo and her friends must rely on some pretty absurd modes of transportation over the course of their adventures, including flying on the back of a paper crane!

Learn how to make your own origami crane using the steps below!

WHAT YOU'LL NEED: 1 square piece of paper

1. Grab a piece of square paper. Fold it in half diagonally by taking the top corner and folding it to the bottom corner. You should have a triangle.



1

2. Fold the triangle in half by taking the right corner and folding it to the left.



2

3. Pull up the top layer of the triangle, bringing the left corner of the triangle down to the bottom corner. Crease on the right and left sides.



3



4

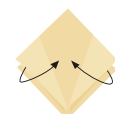


5

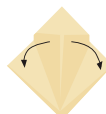
4. You should now have a shape that looks like this.



6



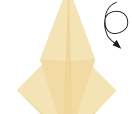
7



8



9



10

5. Flip the paper over.

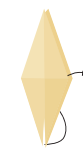
6. Do the same to the other side by lifting the top layer and bringing the right corner down to the bottom corner. Crease the sides so that it lays flat in a square shape.



11



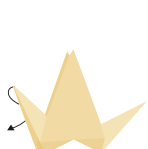
12



13



14



15

7. Take both sides of the top layer and fold them in to meet at the middle and fold the top point down, creasing where the two flaps meet.



16



17

8. Unfold what you did in step 7.

9. Lift the top piece of paper upward and fold the left and right sides inward to create a long, thin diamond in the middle.

10. Flip the paper over.

11. Repeat steps 7 and 8.

12. Repeat step 9. Now you should have a skinny kite shape.

13. Fold the lower right point up and to the right, flatten the new crease, and then unfold. Open the right side and fold that same point back up toward the center.

14. Repeat step 13 on the left side.

15. Bend down the tip of the left point you just folded up to form the beak of the crane.

16. Fold the two tall points down on either side to form the wings.


17. Enjoy your finished crane.



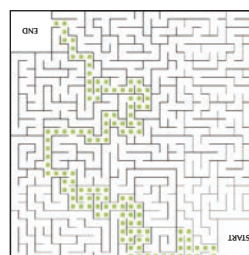
Escape the SHIKOME MAZE

A shikome, one of the death hags who serves the Queen of Death, is after Momo, Niko, and Danny. Help them escape danger by finding a safe path through the maze.

START



END



KAMI WORD SEARCH

Momo meets many legendary kami throughout her epic journey.
Can you find all the names of these Japanese deities in the word search below?

AMATERASU

Goddess of the sun and
queen of the sky

BENZAITE

Goddess of music, language, creativity,
poetry, knowledge, and rivers

BISHAMON

God of warriors, punisher of evildoers,
healer, and guardian of the North

DAIKOKU

God of farmers, commerce,
wealth, and kitchens

EBISU

God of fisherfolk, merchants, and luck

HOTEI

God of happiness and contentment

IZANAGI

The Creator, father of Amaterasu
and Tsukiyomi

IZANAMI

The Destroyer, the goddess of death;
previously the mother goddess who
gave birth to the first earthly kami

RAIJIN

God of thunder

SUSANO'O

Lord of the sea and storms

TSUKIYOMI

Prince of the moon

UZUME

Goddess of laughter,
dance, and the dawn

