



Celebrate
GRADUATION
with activities from your friends
at Random House Kids!



Clockwise from top left: *Why Not You?* Art © 2022 Ciara Wilson and Russell Wilson, illustrations by Jessica Gibson. *The Blur Art* © 2022 Dan Santat. *Oh, the Places You'll Go!* TM & © 2025 Dr. Seuss. *Most Perfect You* Art © 2022 by Tamisha Anthony.

THE BLUR

Activity Booklet



Fun activities for little superheroes!

Copy these activities to share with your customers in-store,
or share digitally with this link: bit.ly/3Jzytzx

You're Super!

The Blur has lots of superpowers—which ones do you wish you had? Circle them!



Supersonic voice

Elastic limbs

Enhanced hearing

Invisibility

Ultra-magnetism



What is your superhero name? _____




Time Stops

Ask your parents about a moment where you froze time for them—maybe it was the day you were born or when you graduated kindergarten.

Draw the instance below!

I made time stand still when _____



Zooming Over the Years

Cut out the pictures along the dotted lines. On your own sheet of paper, paste them in order to watch the Blur grow up.

If you need a hint, look at the numbers next to each picture!



You're Super!

The Blur has lots of superpowers—which ones do you wish you had? Circle them!



Supersonic voice

Elastic limbs

Enhanced hearing

Invisibility

Ultra-magnetism



What is your superhero name? _____




Time Stops

Ask your parents about a moment where you froze time for them—maybe it was the day you were born or when you graduated kindergarten.

Draw the instance below!

I made time stand still when _____




Zooming Over the Years

Cut out the pictures along the dotted lines. On your own sheet

of paper, paste them in order to watch the Blur grow up.

If you need a hint, look at the numbers next to each picture!





Art © by 2022 by Dan Santat

How did we get
here so fast?



I Know What I Know!

There are so many things in the world to learn!
Circle the things you already know a lot about
and add some on the lines below!

Books

Art

Drawing

Science

Computers

Dancing

Movies

Sports

Math

Music


Singing

Social Studies

Animals

Cooking

and _____!



Oh, the Words You Will Find!

There are many different traits that help us to succeed in life. Look for these below!

AMBITION

CONFIDENCE

COURAGE

DREAMS

GOALS

IMAGINATION



JOY

KINDNESS

KNOWLEDGE

WISDOM

U	G	I	M	A	G	I	N	A	T	I	O	N	A	R
X	X	P	Z	G	C	C	O	U	R	A	G	E	K	J
I	Q	A	M	B	I	T	I	O	N	F	M	D	I	N
W	I	S	D	O	M	Q	M	R	U	B	Z	L	N	F
S	A	T	V	A	V	U	A	S	W	K	S	P	V	O
R	T	C	O	N	F	I	D	E	N	C	E	C	V	K
T	V	D	P	L	G	S	U	F	T	I	F	Q	R	I
F	F	M	V	H	Z	T	M	P	G	Y	X	W	G	N
T	N	L	P	R	T	U	N	H	N	G	J	Q	Z	D
G	J	C	D	I	X	W	W	B	H	H	O	F	D	N
L	U	K	N	O	W	L	E	D	G	E	T	A	K	E
J	U	B	G	J	O	Y	Q	K	Q	H	Y	C	L	S
Q	H	Q	T	D	Z	G	C	T	T	I	O	I	D	S
N	F	P	O	V	K	R	D	R	E	A	M	S	X	E
W	N	Q	U	Y	A	V	Q	V	N	B	Z	Y	F	J



Answers:


A	Z	E	N	A	O	A	A	N	O	N	A	R	X	X	P	Z	G	C	C	O	U	R	A	G	E	K	J		
I	Q	A	M	B	I	T	I	O	N	F	M	D	I	N	W	I	S	D	O	M	Q	M	R	U	B	Z	L	N	F
S	A	T	V	A	V	U	A	S	W	K	S	P	V	O	R	T	C	O	N	F	I	D	E	N	C	E	C	V	K
T	V	D	P	L	G	S	U	F	T	I	F	Q	R	I	F	F	M	V	H	Z	T	M	P	G	Y	X	W	G	N
T	N	L	P	R	T	U	N	H	N	G	J	Q	Z	D	G	J	C	D	I	X	W	W	B	H	H	O	F	D	N
L	U	K	N	O	W	L	E	D	G	E	T	A	K	E	J	U	B	G	J	O	Y	Q	K	Q	H	Y	C	L	S
Q	H	Q	T	D	Z	G	C	T	T	I	O	I	D	S	N	F	P	O	V	K	R	D	R	E	A	M	S	X	E
W	N	Q	U	Y	A	V	Q	V	N	B	Z	Y	F	J															

Soar to High Heights!

Connect the dots to create the outline of a balloon that can take you anywhere—then color it in!



If I could go anywhere,
it would be:




You're Off and Away!


You're off to great places! Make your way through the maze and start your adventure!




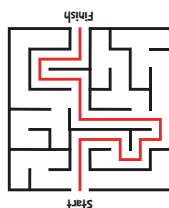
Start



Finish





Answer:

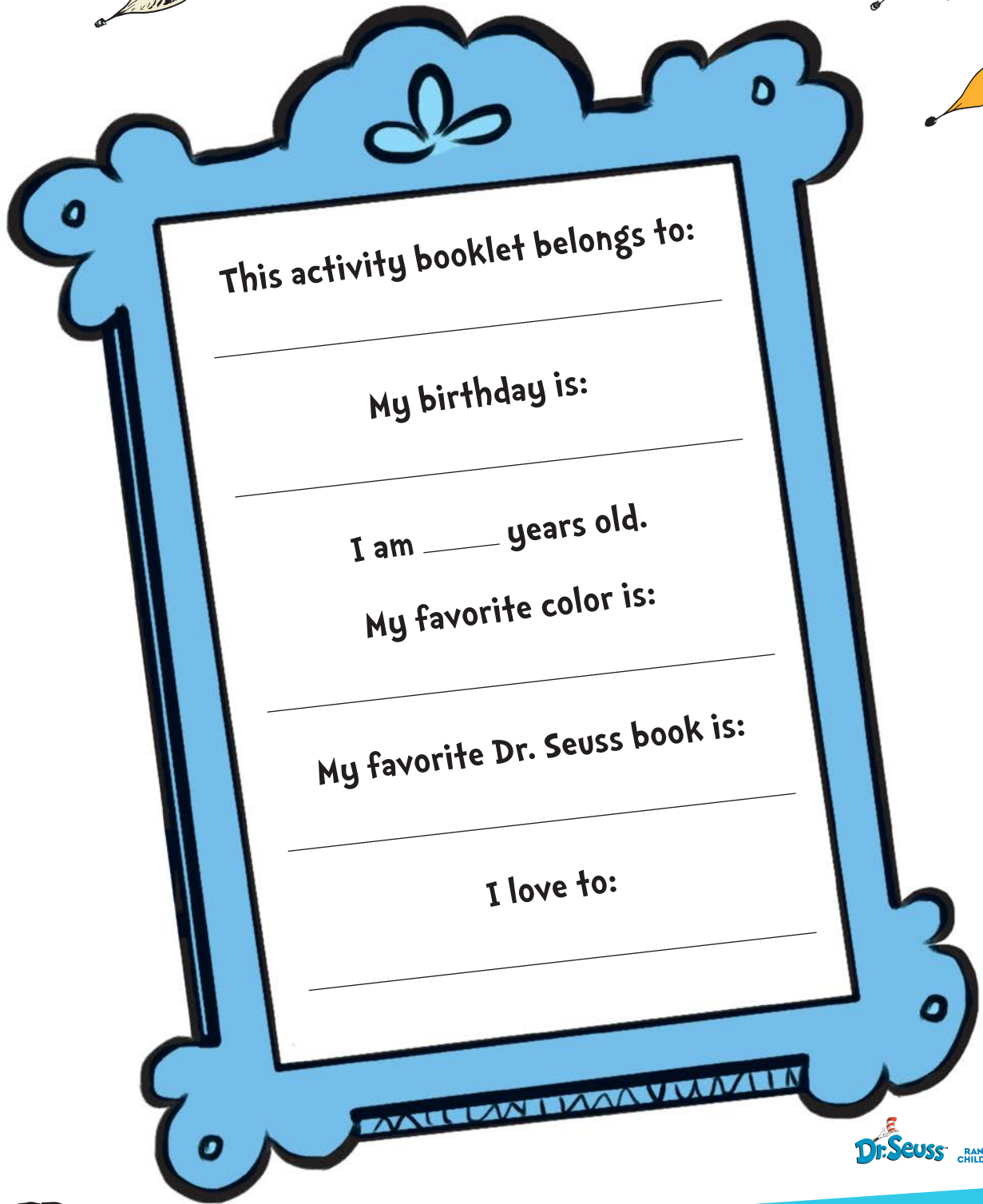


Your Mountain Is Waiting!

Color in the image below!



Today is MY day!



This activity booklet belongs to: _____

My birthday is: _____

I am _____ years old.

My favorite color is: _____

My favorite Dr. Seuss book is: _____

I love to: _____




You have brains in your head.
You have feet in your shoes.
You can steer yourself any direction you choose.

—Dr. Seuss

I have brains in my head.

Draw a picture of something you like to think about!



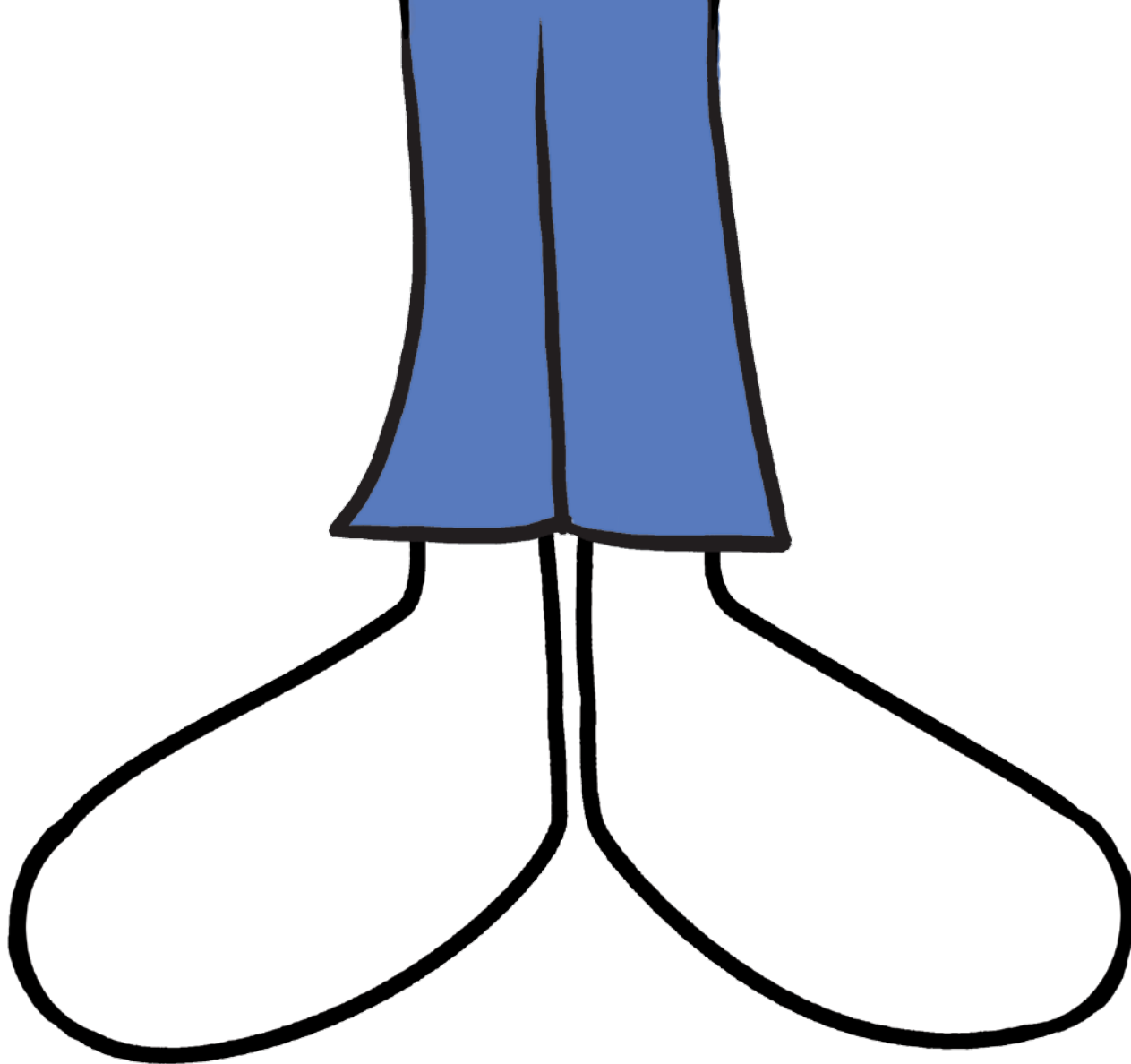
TM & © 2019 Dr. Seuss Enterprises, L.P. All Rights Reserved.



You're on your own. And you know what you know.
And *YOU* are the guy who'll decide where to go.
You'll look up and down streets. Look 'em over with care.
About some you will say, "I don't choose to go there."

—Dr. Seuss





I have feet in my shoes.

My shoes look like this. They will take me to:




With your head full of brains and your shoes full of feet,
you're too smart to go down any not-so-good street.

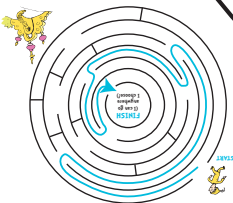
—Dr. Seuss

I can steer myself any direction I choose....

Find your way through life's a-maze-ing journey!



Answer:



Dr. Seuss
RANDOM HOUSE
CHILDREN'S BOOKS

It's opener there
in the wide open air.

—Dr. Seuss



I know what I know!

I know a lot about:
(Circle all the ones you know something about.)

animals

art

books

dancing

dinosaurs

Dr. Seuss

games

math

movies

music

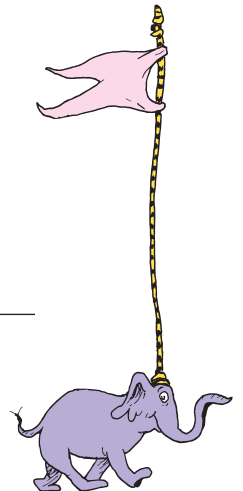


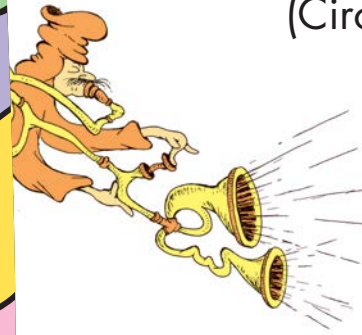
sports

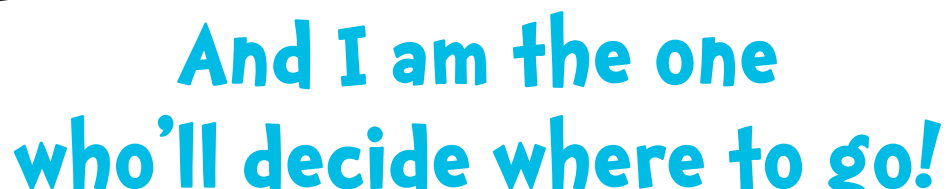
toys

and

And when things start to happen,
don't worry. Don't stew.
Just go right along.
You'll start happening too.

—Dr. Seuss





And I am the one who'll decide where to go!

Draw or write about a place you would like to visit.
It can be anywhere in the world!



TM & © 2019 Dr. Seuss Enterprises, L.P. All Rights Reserved.



You'll be on your way up!
You'll be seeing great sights!

—Dr. Seuss





I'll join the high fliers who soar to high heights.

Connect the dots to create your own balloon, then color it in!



Dr. Seuss
RANDOM HOUSE
CHILDREN'S BOOKS

Wherever you fly, you'll be best of the best.
Wherever you go, you will top all the rest.

—Dr. Seuss



Sometimes Bang-Ups and Hang-Ups can happen....

Things I am waiting for:

Things I dream of doing:

You'll find the bright places
where Boom Bands are playing.

—Dr. Seuss

Will I succeed? Yes! I will, indeed!

(98 and $\frac{3}{4}$ percent guaranteed.)

Find some different career ideas
in the word search below!

ATHLETE
MUSICIAN

CHEF
PRESIDENT

DANCER
SCIENTIST

DOCTOR
TEACHER


LAWYER
WRITER

C	M	F	R	I	X	T	T	T	R	C	H	E	F	Y
C	U	U	U	O	E	A	S	T	E	O	A	N	W	E
Q	O	J	S	A	T	I	B	Z	Y	R	T	U	A	V
C	V	A	C	I	T	C	J	C	W	J	H	A	I	S
X	U	H	D	N	C	S	O	O	A	C	L	F	Y	K
F	E	H	E	U	T	I	I	D	L	M	E	B	B	P
R	I	I	S	R	H	F	A	M	Y	A	T	F	E	N
Q	C	Y	L	L	W	F	W	N	S	R	E	J	F	P
S	K	D	Y	J	S	X	X	W	F	U	M	R	P	S
J	U	W	Q	M	C	H	P	V	U	H	E	K	N	G
R	E	C	N	A	D	J	A	I	B	T	C	C	U	Y
P	R	E	S	I	D	E	N	T	I	N	P	D	R	C
P	C	B	L	O	M	N	Q	R	P	X	Y	P	F	Y
J	V	D	N	Z	L	L	W	I	H	F	B	W	W	E
G	H	Y	G	P	X	K	E	D	R	E	T	S	B	S



When I grow up,
I want to:

Answers:




Oh, the places you'll go! There is fun to be done!
There are points to be scored. There are games to be won.

—Dr. Seuss

Oh, the people I love!

Ask important people in your life to leave a note and autograph below in honor of how special you are!



TM & © 2019 Dr. Seuss Enterprises, L.P. All Rights Reserved.



KID, YOU'LL MOVE MOUNTAINS!

—Dr. Seuss





MOST PERFECT YOU

By
**Jazmyn
Simon**

Illustrations by
**Tamisha
Anthony**

ACTIVITIES

Photo © Leanne Cantelon



Author **Jazmyn Simon**

Dear Reader,


I was shown all the smiles in the entire world. I looked at all of the many bright smiles until I found my favorite: your smile.

After comparing herself to other little girls, Irie confides in her mama that she feels something is wrong with her, that she's not perfect as she is. And so Irie's mama tells the magical story of how Irie was intentionally and wonderfully made. In fact, Irie is made up of all her mother's favorite things: sparkling eyes, a bright smile, and a kind heart.

This picture book debut by **actress Jazmyn Simon** is a moving love letter encouraging children to celebrate themselves inside and out—exactly as they are. With stunning illustrations by debut illustrator Tamisha Anthony, *Most Perfect You* lets readers know, "You too are the most perfect you!"

So get started on these fun activities and remind yourself of all the ways YOU are the most perfect you.

Your friends,





A11 About YOU!

*All those extra things that make people unique—
I picked my favorite of each.*

Fill in your information and add a photo of yourself in the frame below!

My name is _____.

I am _____ years old.


My hair is _____.

My nose is _____.

My smile is _____.

My heart is _____.

And I am the most perfect me!



Glue a photo
of yourself here!





Your MOST PERFECT YOU!



Did you know you are PERFECT just the way you are?
Inside and out, everything about you makes you
uniquely you. In the space below, draw a picture of
yourself—your sparkling eyes, your kissable nose,
and your joyous smile!



Magical Maze

Fly through the skies! Navigate your way through space.



ANSWER:



RANDOM HOUSE
CHILDREN'S BOOKS

Discover the **WONDER** of reading together!



WE'RE ALL WONDERS

STORYTIME ACTIVITY & FAMILY READING EVENT GUIDE



In this guide, you'll find everything you need to host a *We're All Wonders* storytime event, including:

- Storytime suggestions
- A decoration and refreshment guide
- A drawing activity
- A line maze activity
- Ideas for inspiring families to discover *Wonder* together
- An Auggie coloring sheet

Host a

WE'RE ALL WONDERS

STORYTIME EVENT



BEFORE YOU BEGIN

To get everyone ready for storytime, sit in a circle and ask each person to introduce him- or herself with his or her favorite thing about them.

Then introduce the story by telling your group that the book is about a little boy who looks different from those around him. Then say, "Even though Auggie looks different from the rest of the people he sees around him, he realizes his differences are what make him special!"

AS YOU READ

Mention that everyone feels a little different sometimes, but that's what makes the world so interesting and beautiful. Just like Auggie, we're *all* wonders. Remind everyone how important it is to tell others that you love them. With just a simple act of kindness, one person can start a kindness chain!


END THE STORY

When you finish reading, ask your audience if anyone would like to share what makes them or one of their friends or family members a wonder. Maybe it's related to that favorite thing they mentioned before you started reading. Remind them that everyone is different, but that's what makes us so beautiful. Then pass out colored pencils and copies of the activity pages in this kit and ask everyone in your group to do the activities.

SET THE SCENE FOR YOUR STORYTIME EVENT

In *We're All Wonders*, Auggie and Daisy travel up, up, up through the clouds, above the oceans and the mountains. They float into outer space and fly across the solar system. Turn your event space into a solar system to show your guests how big the world can look from afar!

- Decorate large, colorful spherical paper lanterns to look like Earth and other planets. Hang them with fishing wire from the ceiling. Intersperse stars cut from cardstock to complete the look.
- Use black paper as tablecloths around your setting, and decorate by drawing planets and stars with white chalk.



SNACKS



We're All Wonders teaches us that everyone is a little bit different in his or her own way—but everyone gets hungry! Treat your guests to some out-of-this world snacks that even Plutonians would enjoy.

- Ever heard a rumor that the moon is made of cheese? Cut cheese into fun space shapes like the moon and the stars. Serve with crackers or crescent moon-shaped apple wedges.
- Create rocket ship fruit skewers. Cut the green tops off strawberries and skewer the fruit on for the point of your rocket ship. Layer thin slices of banana and kiwi for the body and then cut cantaloupe into triangle shapes and add them to the bottom of your skewer to prepare your rocket for blastoff!
- Bake planet Earth sugar cookies. Split premade sugar cookie dough in half and mix half with a few drops of green food coloring and half with a few drops of blue. For each cookie, roll a small piece of each color together into a ball and place on a cookie sheet to bake. Bake according to the directions on the mix for a delicious treat that represents our big, beautiful planet.

Remember—everyone has their own tastes, so be sure to serve a variety of healthy snacks that everyone can enjoy!



CRAFTS AND GAMES

MAKE YOUR OWN TELESCOPE

With a telescope, you can more easily see how big the universe around us is. For this craft, you'll need:

- Cardboard tubes (left over from paper towel or toilet paper rolls)
- Construction paper
- Rubber bands
- Markers

How to create your telescope:

1. Roll a piece of construction paper over your cardboard tube and attach with rubber bands.
2. Make your telescope one-of-a-kind by drawing upon or decorating it with your own unique design.
3. When you're finished, just pull the construction paper tube to make your telescope even longer.

To amp up the fun, encourage your guests to try creating an extra-long telescope with a wrapping paper roll or by connecting several smaller cardboard rolls.

GO ON A HUNT FOR MOON ROCKS!

Paint large stones or plastic Easter eggs silver and hide them around your event space. Encourage your guests to explore the moon and search for the hidden treasure. If you're using plastic eggs, consider filling with candy or other favors for your guests to win when they've found each moon rock.

FIND OUT WHAT MAKES YOUR GROUP WONDERFUL!

Encourage all of your guests to sit in a circle. Start the game by gently tossing a beanbag or soft ball to someone in the circle and asking a question at the same time—"What's your favorite color?" or "What's your favorite holiday?" The person who catches the beanbag/ball must answer the question and then throw it on and ask the next person a new question. Encourage everyone to share something unique about themselves to demonstrate how many WONDERful qualities we all have that make us special!






What Makes You WONDERful?

We're All Wonders reminds us that everyone is a wonder in his or her own way.

In the box below, draw some of the things that make you special! Maybe you have a special talent for drawing, or you're a great singer, or you help your parents at home.

What makes **YOU** a **WONDER**?




Art © 2017 by R. J. Palacio



Alfred A. Knopf

Help Auggie Find Daisy

Follow the line. Which one will lead Auggie to his best friend, Daisy?



Discover the WONDER of Reading Together

Sharing a favorite book is a great way to bring families and friends together! And with so many different books in the world of *Wonder* you may find yourself with a group of children of all ages. If you have a nice mix of older and younger readers, consider putting them into groups to discuss one or two of the following:

- Illustration tells much of the story in picture books. Have the groups look over the illustrations in *We're All Wonders*. How is the boy different? Which illustration reveals how lonely and sad he feels?
- Suggest to older readers that they do a two-minute book talk about *Wonder* after reading *We're All Wonders* with their younger friends and siblings. Then have them come up with ways to help someone like Auggie feel as though he belongs. When everyone is done, have them present their ideas.

If your group is full of readers of different ages, here are some suggestions for reading with children of all ages together.

Thoughts and Questions for Younger Readers:

- **What makes Auggie different? Why does it hurt Auggie's feelings when people talk about him behind his back?** Not all children are exposed to people with physical differences, but all children have experienced feeling different in some way. Let people share why they may feel not ordinary and suggest that Auggie may feel this way all the time because we can see his differences. It's natural to be curious, and opening a discussion this way can easily transition into a conversation about inclusiveness and the importance of kindness.
- **What kinds of things does Auggie do that you do, too?** Auggie may be different in some ways, but he is "ordinary" when it comes to the activities he loves to do. In many ways, Auggie is just like you and me!
- **What makes you a wonder?** What is not ordinary about you, and how can we celebrate that? We're all unique in our own ways and we should love ourselves for it.
- **What should you do if you hear someone say something mean to someone else?** It's always good to end the conversation with a reminder to be kind and thoughtful. Sometimes being a wonder means standing up against bullying when you see it.



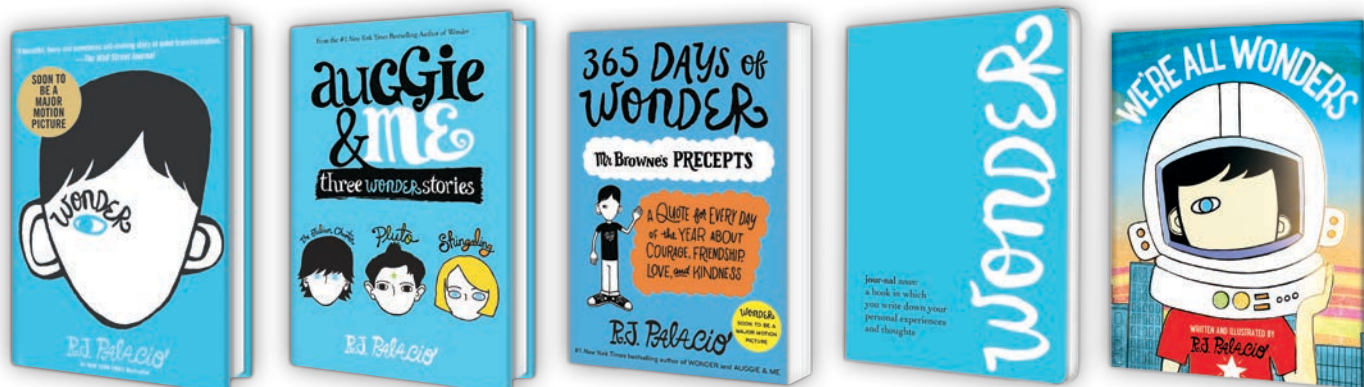


Discussion Topics for Older Readers:

- Define **ordinary**. In what way is Auggie an ordinary kid? How is he extraordinary? Auggie may have visible physical differences from "ordinary" kids, but what does "ordinary" really mean? Is anyone truly ordinary? What makes all of us extraordinary?
- Take a look at the pictures of Auggie's classmates. Describe each student. How are they all different? What might they have in common? *We're All Wonders* is a celebration of individuality and acceptance. We're all unique, but we're all connected by our love for each other.
- Follow the bird throughout the story. Explain why the bird is in flight at the end of the book when Auggie says, "We're all wonders." What do you think the bird represents in this story?
- Explain what Auggie means by, "People just need to change the way they see." Older readers know that we can't literally change the way we see, but we can change the way we judge what we see.



SPEND MORE TIME IN THE WORLD OF
Wonder



Is your store or library **Certified Kind** ?

Request a Certified Kind merchandising kit now at CertifiedKind@prh.com
or visit ChooseKind.Tumblr.com for more information!

"I know I can't change the way I look.
BUT maybe, just maybe,
people can change the way they see."

Color in the picture below.



CIARA and RUSSELL WILSON



WHY NOT YOU?

Activities

Illustrated by Jessica Gibson

Copyright 2024 Ciara Wilson and Russell Wilson. Illustrations by Jessica Gibson.



Dear Reader,



*Why not you? Amazing you! You're a winner!
You're so strong! You are perfect and
important—you and all your gifts belong!*


We all have big dreams! Sometimes it's hard to imagine our big dreams coming true. But what if someone saw all the amazing and spectacular parts of us—our winning smiles, our fancy feet, our warm hearts—and asked, “Why not you?”



Grammy Award–winning pop star Ciara and Super Bowl champion quarterback Russell Wilson encourage readers to see themselves achieving their dreams, no matter how outrageous they may seem, in this lyrical celebration of self-esteem, perseverance, and daring to shoot for the stars.

So get started on these fun activities and ask yourself:
Why not you?

Now Available as a Board Book!



Your friends,



All About YOU!

What's your story? What's your mission? What will you become or do? Now's your time! The whole world's waiting! All our hearts are set on you!

Fill out the below!

My name is _____.

I am _____ years old.

My favorite color is _____.


My best friend is _____.

When I grow up I want to be a _____.



Glue a photo
of yourself
here!

Now Available as a Board Book!




When I Grow Up . . .

We all have dreams—big and small! What do you want to be when you grow up? In the space below, draw a picture of yourself following your dreams!



Now Available as a Board Book!



Dream Big

Can you match the pictures with each kid's dream job?
Draw a line from the word to the right picture!

DANCER

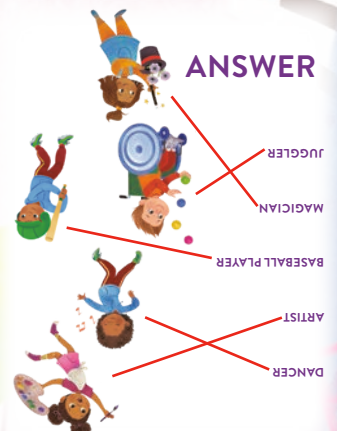
ARTIST

BASEBALL PLAYER

MAGICIAN

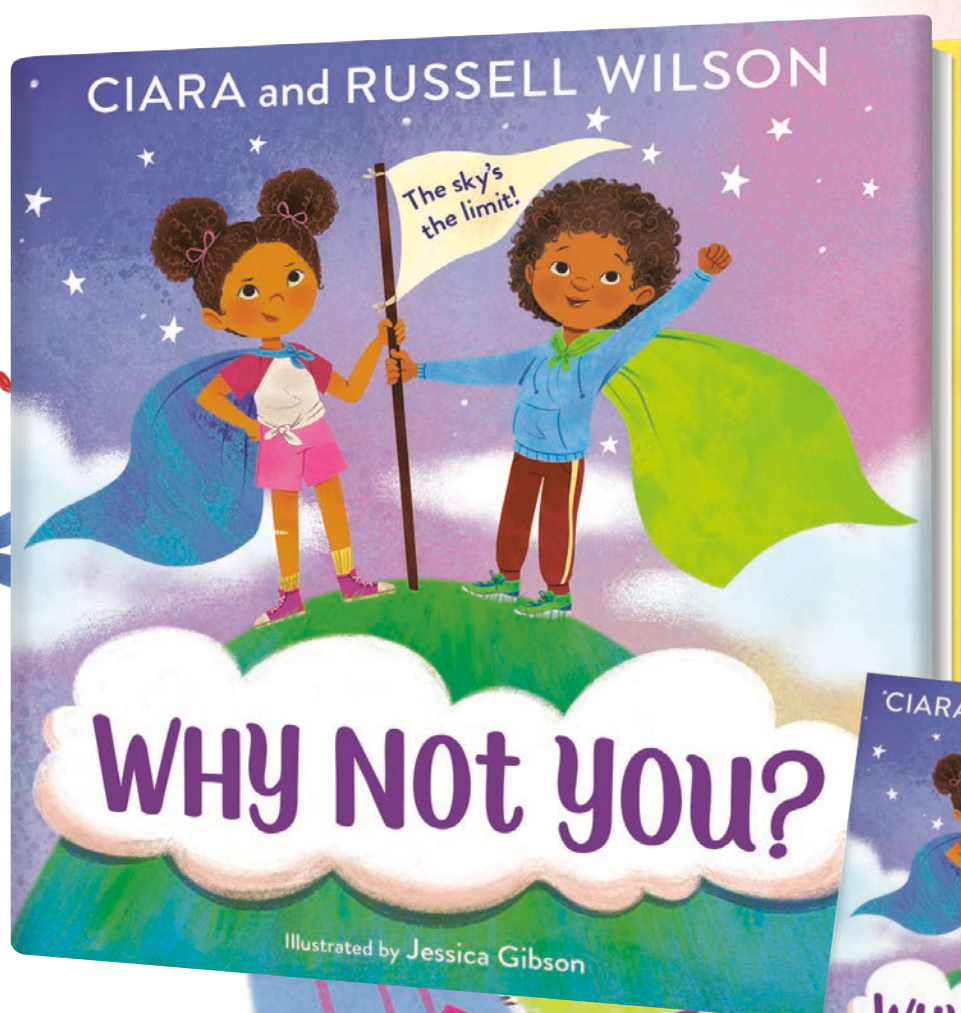
JUGGLER

Now Available as a Board Book!



Superstar Parents CIARA and RUSSELL WILSON'S

New York Times
Bestselling Picture Book



Now
Available
as a
Board Book!

