


Magic Tree House



Pizza and Taco



Unicorn Academy



Earl & Worm



Junie B. Jones



A to Z Animal Mysteries



MADE ME A READER

Activity Brochure

Summer 2025



The Magnificent Makers



The Boxcar Children



Bibsy Cross

MADE ME A READER

First Day Jitters


The first day of school can be scary, only guess what? With the help of two experts, Junie B. Jones and Bibsy Cross, it'll be easy-peasy and regular-pegular! Fill in the questions below to get ready for a day of fantastic firsts!

1. Junie B. does NOT like the stupid smelly bus, but she is excited to wear her new "pat and leather" shoes. Do you have a special something to bring good luck on your first day? _____

2. What is something that you thought you didn't like at school, but once you tried it, you loved it? _____

3. Bibsy loves the bell that begins the day and eating lunch from a tray. Can you think of something that excites you about school? _____


4. What do you want to accomplish at school this year? _____



MADE ME A READER

Best Friends Crossword

Sometimes the very best of friends are super different, like Earl and Worm or Pizza and Taco! Use the clues below to fill in the crossword and see how the different words come together to complete the puzzle!

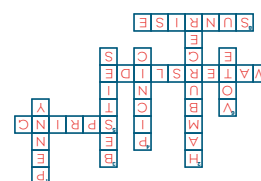




Down

1. When you find one of these it's good luck (or is it?)
2. Goes well with hot dogs
3. Friends but more taco-tastic (Hint: Think Pizza and Taco)
4. Lunch outside
6. How to decide who's the best

Across

5. A season for cleaning!
7. Super awesome ride at the waterpark
8. Not a sunset but a _____




Answer Key:

MADE ME A READER

Welcome to Breakfast Town

Breakfast Town is a beautiful place for
Peggy Pancake and her friends to live!
Color in the town map below.



DR. BREAKFAST
SANDWICH'S
MEGA-MANSION

THE MAPLE MOUNTAINS

THE SYRUP SEA

Welcome to
BREAKFAST
TOWN


THE OFFICES OF
DEEDEE DONUT

PROFESSOR EGG'S
LAB

PEGGY
PANCAKE'S
HOUSE

WINIFRED
WAFFLE
ELEMENTARY
SCHOOL

THE
TREE HOUSE



MADE ME A READER

Get a Better Look at the Action

Binoculars help people observe things that are far away, and Jack and Annie find them super helpful when studying animals! Whether you're on a fantasy adventure with talking purple llamas or a fact-finding mission studying endangered animals, these binoculars will help you become a better explorer! With an adult's help, follow the steps below to make your own binoculars!



What You Need

- Two toilet paper rolls or one paper towel roll
- Tape or glue
- Hole punch or, with an adult's help, you can use a pencil instead
- Markers/washable paint
- Ribbon/string/yarn
- Stickers, pom-poms, sequins, or anything you'd like to use for decoration

Instructions

Step 1: Take your two toilet paper rolls (or your paper towel roll cut in half) and glue or tape the two rolls together side by side. If you use glue, let binoculars dry for ten minutes.

Step 2: Time to decorate! Once the glue has dried, color and draw on your binoculars however you'd like! Add stickers, pom-poms, stamps, drawings, etc.

Step 3: Using the hole punch or a pencil, gently punch a hole on both sides of the tubes at least 1/4 inch from the edge to prevent tearing.


Step 4: Cut a length of string to about 2 feet long, or long enough to attach to binoculars and go around your neck.

Step 5: Pull your string through both holes and tie the ends together in a knot.

Step 6: Explore!



MADE ME A READER



Fantasy Fill-In

Find a buddy to play this game. One person will tell the other what type of word they need and fill in the story. The other person will think of words. Make sure the thinker doesn't peek! Once you're done, have the writer read the completed masterpiece.

Switch roles for the next story!

Story 1

Murray's enchanted cat flap is acting up again, and instead of leading to the garden, it leads to adventure! *Pa-Pooof!* He and Bun have found themselves in a

_____ **Adjective**
_____! That can't be right! Murray
Place
was planning on going to _____
Place

and eating all the _____

Plural Noun

he could! Before Murray could say

anything, a _____ knight in
armor _____ forward and

challenged Murray to a _____
contest. Murray

verb ending in "ing"

said thank you very much but I will
pass, and that's the end of that.

Story 2

In the cozy kitchen of a bakery called
Witchycakes, Blue is busy packing deliveries
for the day, with magic of course! *Zwoop!*

Up go the _____! Zwoop!

Up go the . Blue is aiming
Plural Noun
 for the delivery basket when they accidentally

_____ everything right in the
Verb

. Oh, raisins. Time to try


again, but Blue needs to _____

very _____



Adverb

to get everything

just right.




MADE ME A READER



The Dragonseer

It's your turn to bond with your own dragon! Color in your dragon and describe them below.




1. What is your dragon's name? _____

2. Does your dragon have any special powers? _____

3. What do you like to do with your dragon? _____

4. Where do you and your dragon live? _____




MADE ME A READER



Identify the Suspect

Cather a friend and pick someone you both know to write about. Once you have filled in your clues, take turns reading them aloud so your friend can try to guess which person you are describing! Make sure to keep your choice a secret until the end!



My person's name is _____

1. What is their hair color? _____

2. How tall are they? _____

3. Where do they live? _____

4. What are their hobbies? _____


My person's name is _____

1. What is their hair color? _____

2. How tall are they? _____

3. Where do they live? _____

4. What are their hobbies? _____





If your friend is still stumped, have them continue to ask their own questions about your mystery person until the correct identity has been revealed!

MADE ME A READER

A to Z Puzzle

With an adult's help, cut out the pieces along the lines and put the puzzle back together.





MADE ME A READER

Create Your Own Bookmark

Draw and color in the space below to make your very own bookmarks. With the help of an adult, cut along the dotted lines and then you're ready to get reading!



MADE ME A
READER

MADE ME A
READER

MADE ME A
READER