

# Celebrate **THANKSGIVING**

with activities from your friends  
at Random House Kids!



Top left and right: *Squash & Pumpkin: #SquashGoals* Art © 2025 by Michael Slack.  
Bottom left: *If You Find a Leaf* Art © 2022 by Aimée Sicuro. Bottom right: *This Land* Art © 2024 by Bridget George.

# Exploring History

Learn more about the land you live on. With an adult, go to the [native-land.ca](https://native-land.ca) website and type in your school, library, or home address to see whose land you're on.

1. I live on the land of the \_\_\_\_\_ people, who are the native, original, and ancestral caretakers of this land.

2. Five things I learned about the \_\_\_\_\_ people are:

1. \_\_\_\_\_

2. \_\_\_\_\_

3. \_\_\_\_\_

4. \_\_\_\_\_

5. \_\_\_\_\_



# Land Acknowledgement

With an adult's help, go to [native-land.ca](https://native-land.ca) to discover which Indigenous tribe this land belonged to. Draw a picture of your home. Put a heart in your drawing to show gratitude for the people who took care of the land before it was yours

I LIVE ON \_\_\_\_\_ LANDS.





# Nature Walk Scavenger Hunt

Go on a walk in nature somewhere near your home.  
Can you spot these items? Check them off as you find them!

☐

Leaf

☐

Grass

☐

Dirt

☐

Flower

☐

Tree

☐

Bird

☐

Rock

☐

Worm

☐

Cloud






# SQUASH & PUMPKIN #SquashGoals

**Crush your #SquashGoals with these selfie props**

With the help of an adult, cut along the dotted lines and glue each image to a Popsicle stick to create your own selfie props! Don't forget to bring them with you on all of your autumnal adventures (like to the pumpkin patch) for even more fall fun!



# SQUASH & PUMPKIN #SquashGoals

## A double dose of awesomeness

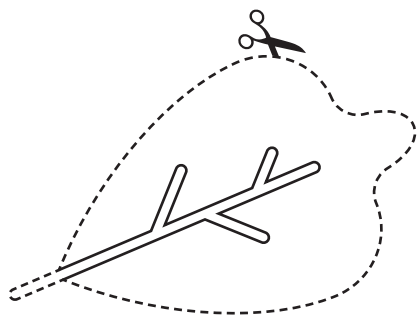
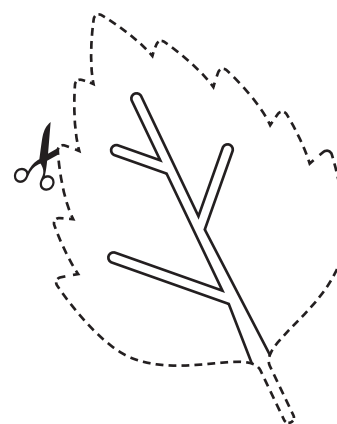


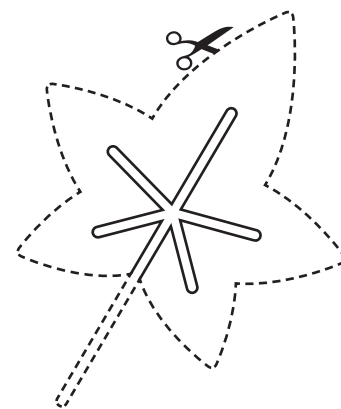

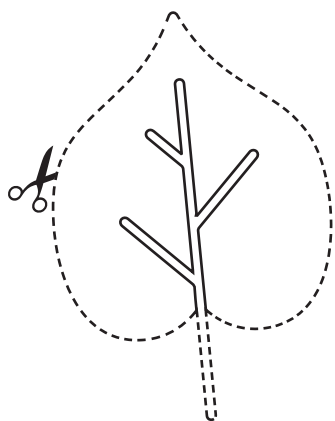
Squash and Pumpkin are the best of friends and do everything side by side. Use the space below to draw a picture of you and your best friend.






# Find a Leaf

Art can be created from the resources in our own backyards, but in case it's not the season or no leaves are available you can use the leaf outlines below to make your own leaf art!



Ask a grown-up's  
permission before  
using scissors.





# Leaf Jumble

Below is a group of leaves with the name of the tree they come from.  
Unjumble the letters to find out what each leaf is called!



sBonto vly \_\_\_\_\_



yrowNa pMela \_\_\_\_\_




mCoomn afSasrssa \_\_\_\_\_



rmiAnnea mPul \_\_\_\_\_



onkgGi aliboB \_\_\_\_\_



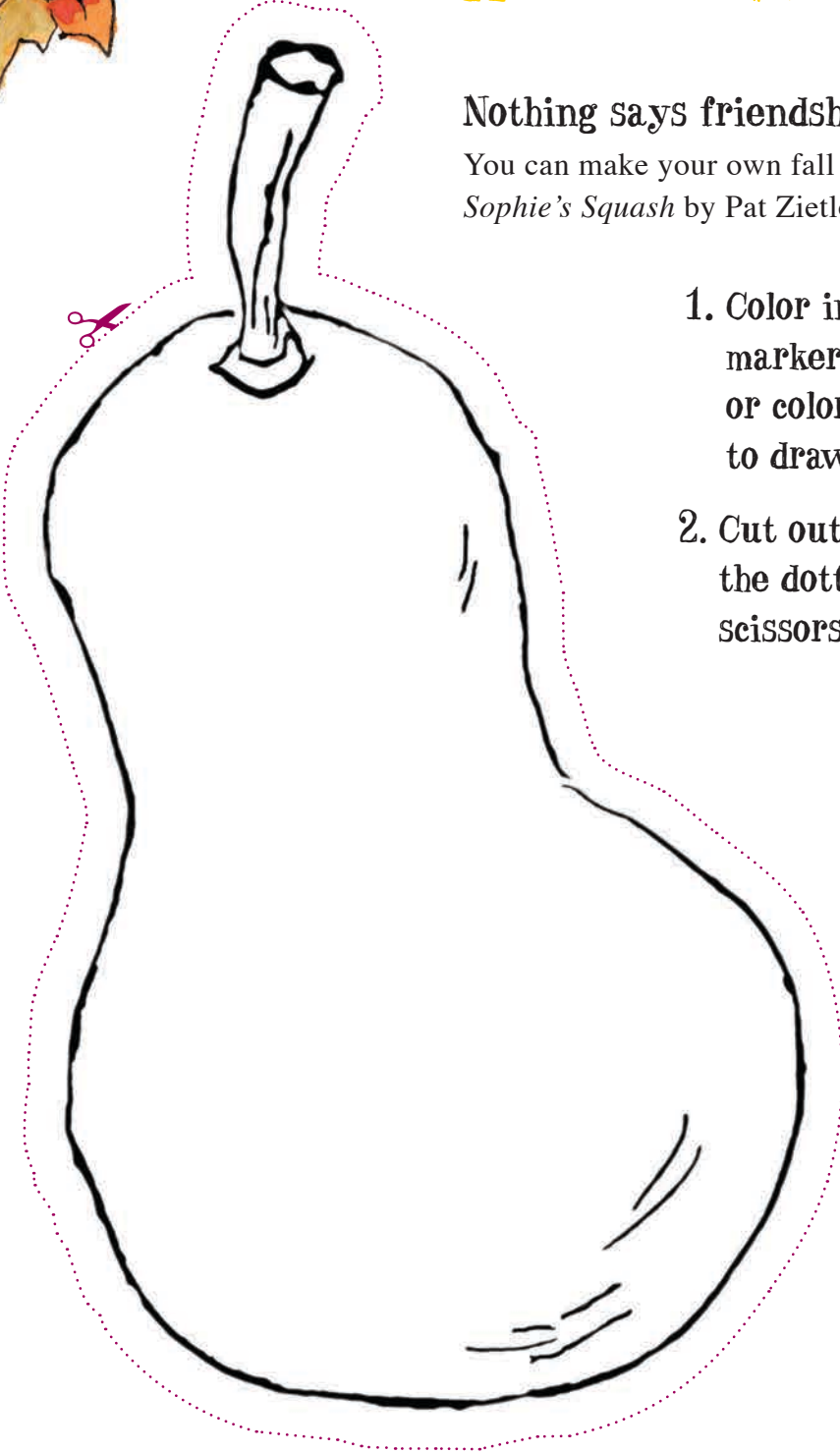
Answer Key: sBonto vly = Boston Ivy; yrowNa pMela = Norway Maple; mCoomn afSasrssa = Common Sassafras; rmiAnnea mPul = Armenian Plum; onkgGi aliboB = Ginkgo Biloba





## Make Your Own FALL FRIEND!

Nothing says friendship like . . . a squash!

You can make your own fall friend, just like Bernice in *Sophie's Squash* by Pat Zietlow Miller & Anne Wilsdorf.

- 
1. Color in the squash below with markers (like Sophie!), crayons, or colored pencils. Don't forget to draw a face.
  2. Cut out your new friend along the dotted lines using safety scissors.

**Craft Tip:** Try gluing your paper fall friend to a craft stick to make an easy paper puppet. It will also be easier to take him/her along on fall adventures!







# PRAISE for **SOPHIE'S SQUASH**

by **Pat Zietlow Miller & Anne Wilsdorf**

★ “With lessons on life, love, and vegetable gardening, this tale will be cherished by children, and their parents will be happy to read it to them often.” —*School Library Journal*, Starred

★ “This is a paean to love and friendship, which can come in all species, shapes, and sizes.” —*Booklist*, Starred

★ “Miller’s easygoing storytelling taps into the familiar scenario of children making fierce attachments to favorite objects.”

—*Publishers Weekly*, Starred

★ “This season-spanning turn with high-spirited Sophie offers endearing lessons about nurture and regeneration.”


—*Kirkus Reviews*, Starred

“An utterly charming story with giggle-inducing illustrations.” —*Redbook*

A *Redbook* **Best Children’s Book** of the Year



Coming 6•28•16





# Mask-o-Leaf

Grab a leaf from outside and trace it in the space below. Try turning it around and tracing it a few times to get different angles and shapes. Color what you trace to make one big picture!

Art © 2022 by Aimée Sicuro

