

SPRING 2026 • TWENTIETH EDITION

MAGIC
TREE HOUSE
THE GRAPHIC NOVEL

INSIDE THE TREE HOUSE



A MINI MAGAZINE OF FUN FOR BIG MAGIC TREE HOUSE® FANS!



MAGIC TREE HOUSE® THE GRAPHIC NOVEL

WRITE YOUR OWN TREE HOUSE ADVENTURE!

Have you ever wanted to write your own Jack and Annie adventure? Now is your chance! Fill in the speech bubbles below and write your own story.



Color in the Captain!

Colors can bring characters to life. Color the pirate below.



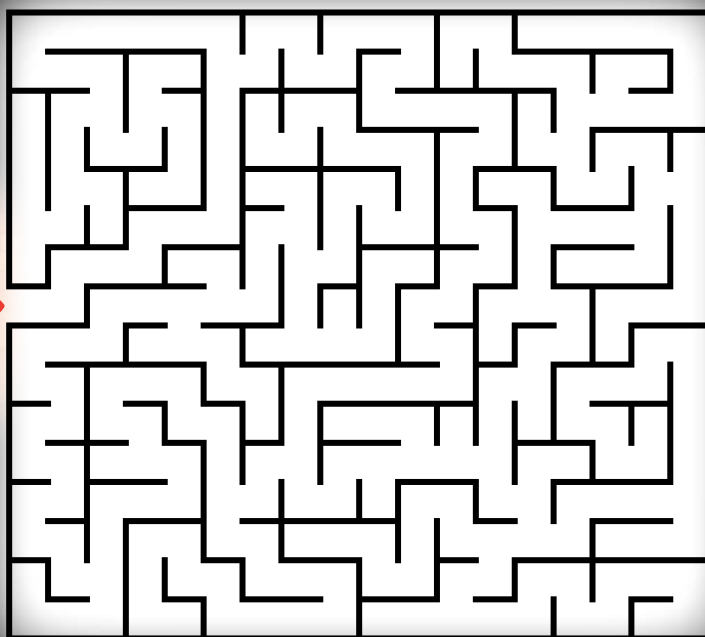

MAGIC TREE HOUSE® THE GRAPHIC NOVEL

ESCAPE THE DUNGEON!

Help Jack and Annie find the keys so they can get back to their quest to help the knight!



Answer



ARE YOU A JACK OR AN ANNIE?

Take the quiz below to find out!

If you could spend the day with a historical figure, which would you choose?

- A. Eleanor Roosevelt
- B. George Washington

How would you prepare a report on your favorite animal?

- A. Go to the zoo to see the animal.
- B. Research the animal in a book.

If you could write your own Magic Tree House book, what would it be about?

- A. The ocean
- B. Ancient history

You just entered the magic tree house, and it's about to whisk you off on a new adventure! Would you rather . . .

- A. Dive in headfirst!
- B. Study and prepare so you know what expect.

If you could have a magical power, what would it be?

- A. The ability to talk to animals
- B. The ability to read minds

Would you rather . . .


- A. Go dogsledding with Balto
- B. Research mummies in ancient Egypt

If you chose mostly As . . .

You're Annie! You're spontaneous and always up for an adventure, but sometimes you can get into sticky situations! You love your friends and family and would do anything to protect them.

If you chose mostly Bs . . .

You're Jack! You're smart and responsible, and you can think on your feet! Sometimes you find yourself in danger, but you use your knowledge and bravery to find your way out!



TWENTIETH EDITION

MAGIC TREE HOUSE®

SPRING 2026

INSIDE THE TREE HOUSE

A MINI MAGAZINE OF FUN FOR BIG MAGIC TREE HOUSE® FANS!



AROUND THE WORLD WITH JACK AND ANNIE!

PREHISTORIC

Jack and Annie come across a mysterious tree house while walking in the woods near their home in Frog Creek, Pennsylvania. But where did the tree house come from?

Before Jack and Annie can find out, the mysterious tree house whisks them to the past—the Cretaceous Period, over 65 million years ago! They find themselves in a valley filled with dinosaurs, and they encounter animals long extinct. Now they have to figure out how to get home. Can they do it before dark . . . or will they become a dinosaur's dinner? Soar into the first Magic Tree House adventure in *Dinosaurs Before Dark*!



EUROPEAN HISTORY, MIDDLE AGES

A castle. A knight. A quest! The magic tree house whisks Jack and Annie away to the Middle Ages—a period between ancient and modern times. The Middle Ages were a period of change, but also a time of warring kingdoms.

Jack and Annie are on a mission, looking for a knight—a type of soldier during the Middle Ages. Instead, they find the great hall of a castle where a feast is under way. But Jack and Annie aren't exactly welcome guests!

Live the adventure in *The Knight at Dawn*!



CREATE YOUR OWN PAPYRUS PAPER

Ancient Egyptians made a paper-like substance called papyrus. Now you can create paper, too!



WHAT YOU'LL NEED:

- Brown paper bag
- Wax paper
- Bowl
- 1/4 cup of glue
- 1/4 cup of water
- Stir stick

Ask a grown-up's permission before using scissors!

STEP 1: Take the brown paper bag and rip it into one-inch-wide strips of equal length. Lay out a sheet of wax paper to be used later.

STEP 2: In a bowl, mix the water and glue together. Stir with your stick until fully blended.

STEP 3: Dip the paper bag strips into the glue mixture, making sure each strip is completely coated. You can use the stir stick to remove any excess glue.

STEP 4: Lay half of the strips side by side on the wax paper, letting them overlap a little. Place the remaining half of strips perpendicular over the top of the bottom layer. Let dry overnight.

Now you have a version of papyrus paper like the ancient Egyptians made!

TRIVIA TIME DINOSAUR EDITION

Think you know all you need to know about dinosaurs?
Well, test your brains below!

You can play trivia by yourself or with your family! If you're playing with your family, have someone "host" the trivia night. They can read the questions, you can write down your answers, and the host will let you know the correct answers! Each question can count as a point.

The person with the most points wins!

QUESTION 1:

Millions of years ago, there was just one continent. What did scientists name the ancient continent?

- A. Oviraptor
- B. Pangaea
- C. Rome
- D. Washington

QUESTION 2:

Dinosaurs were ALL what?

- A. Reptiles
- B. Mammals
- C. Chickens
- D. Insects

QUESTION 3:

Scientists refer to the age of dinosaurs as the Mesozoic Era. Which one of these is NOT a period of the Mesozoic Era?

- A. Triassic Period
- B. Jurassic Period
- C. Cretaceous Period
- D. Age of Enlightenment

QUESTION 4:

What is a preserved dinosaur bone, tooth, or footprint called?

- A. Preservative
- B. Savings Bond
- C. Archaeologist
- D. Fossil

QUESTION 5:

Scientists who study fossils are called _____.

- A. Paleontologists
- B. Podiatrists
- C. Optometrists
- D. Neurologists

QUESTION 6:

Flesh-eating dinosaurs, like the T. rex, had flat teeth.

TRUE or FALSE?



DESIGN A FLAG

Flags are very important, whether you're a knight, a pirate, or a viking. Design your own with this activity!

What you'll need:

- Construction paper
- Drawing utensils
- Tape or glue
- Wooden stick



Step 1: Take a piece of construction paper that is any color of your choosing. You can also take a piece of white paper and color it in. Plan out how you want your flag to look. What shapes do you want to have on it? Will there be stripes, stars, or animals? Where would you want your flag to fly: on a castle, a pirate ship, or a viking boat? Maybe somewhere else?

Step 2: Use your imagination and decorate the flag!

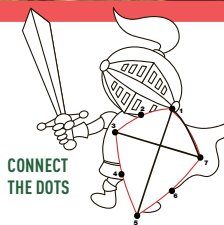
Step: Once you have finished decorating, take a wooden stick (such as a Popsicle stick) to create a pole. Tape or glue the stick to the back of your flag. Now you can wave your flag proudly!

ANSWERS

TRIVIA TIME

6. FALSE
1. B, 2. A, 3. A, 4. D, 5. A.

LEGENDS AND HEROES



GAMES AND PUZZLES!


Legends and Heroes

DRAGON EMPEROR KING KNIGHTS
PHARAOH PYRAMID


P	H	A	R	A	O	H	W	U	M
P	K	C	R	J	A	C	T	N	N
D	R	D	W	O	J	D	O	K	M
I	K	L	E	J	R	G	O	H	P
M	N	N	A	G	A	E	Y	B	I
A	I	W	U	R	N	B	P	L	G
R	G	J	D	C	N	I	T	M	O
Y	H	R	G	R	D	Z	K	U	E
P	T	S	X	E	F	D	M	C	M
N	S	V	G	E	K	U	U	Q	R

Connect the Dots


Knights were brave heroes who used shields as part of their armor. Connect the dots to reveal the shield.



DON'T MISS THESE OTHER JACK AND ANNIE ADVENTURES!



For even more magic, time travel, and mystery, continue the fun with these graphic novel adventures!



Follow the link to learn more!

sites.prh.com/magic-tree-house/chapter-books/

© 2026 Mary Pope Osborne. Magic Tree House is a registered trademark of Mary Pope Osborne; used under license.
Illustration © 2026 Magic Tree House by Sal Murdocca, Magic Tree House Graphic Novel by Kelly Matthews and Nichole Matthews
Art used under license from Shutterstock, Inc.

ATTENTION, EDUCATORS!



Check out the free downloadable Magic Tree House® resources available through Mary's own **Classroom Adventures Program** created for teachers like you who have inspired Mary for thirty years with your dedication and creative use of Magic Tree House® books.

Mary's program is a **Gift of Time** to teachers striving to find creative ways to inspire their students and still meet curriculum standards.

Free downloadable resources include:

- A **Curriculum Key** that classifies every Magic Tree House® book in the series by subject and curriculum standards
- **Reading Level Guide** for all Magic Tree House® books and Fact Trackers
- **Comprehensive Lesson Plans** for every Magic Tree House® book and Fact Tracker

Visit MTHClassroomAdventures.org for more information!

Follow Mary on **Instagram** @Mary_Pope_Osborne and **X** @MaryPopeOsborne

MagicTreeHouse.com

Learn about original Magic Tree House musicals by visiting an all-new website:

MTHOnStage.com

Stay Updated!